


XLAMP® CXA LED ARRAYS: STANDARD DENSITY (LARGE)

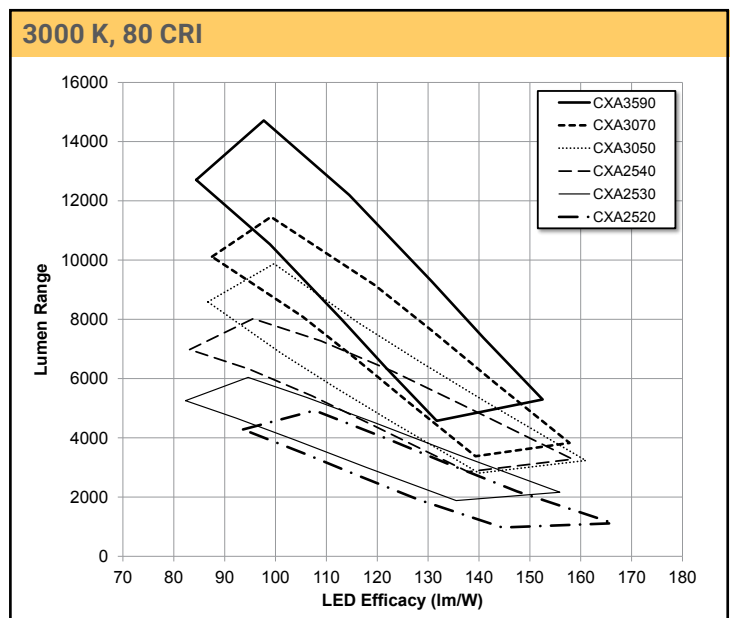
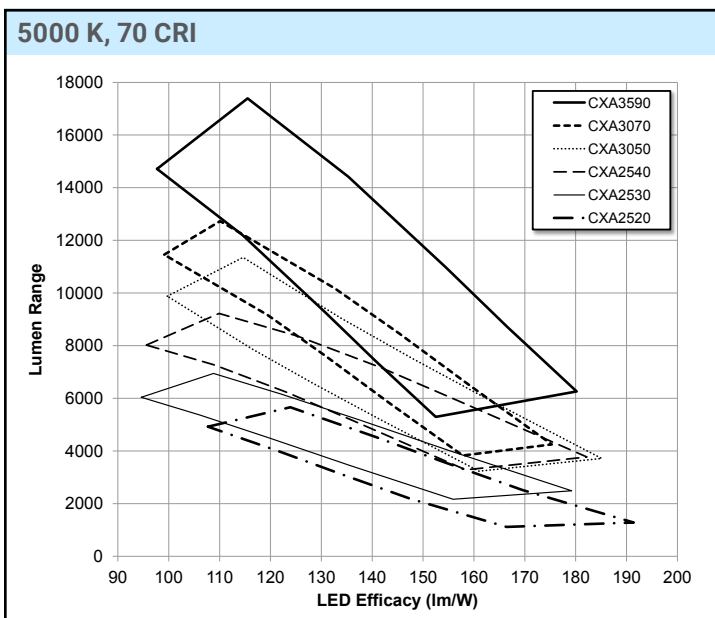
- Broad Family Of Easy-To-Use LEDs For Many Applications
- Small Optic Size For Higher Intensity & Lower System Cost
- Quality & Reliability: UL Recognized Level 4, LM-80
- Wide Range Of Lumen & CRI Options



Product Selector Table

		CXA2520	CXA2530	CXA2540	CXA3050	CXA3070	CXA3590	
							36 V	72 V
Light Emitting Surface (mm)		19			23		30	
Typical	Current (mA)	550	800	1100	1400	1900	2400	1200
	Vf @ 85 °C (V)	35	36.4	36.2	36	38.5	38.5	77
	Power (W)	20	29	40	51	74	93	
Max.	Current (mA)	1250	1600	2100	2500	2800	3600	1800
	Power (W)	48	64	84	99	116	151	

Performance Selector Guide (T_c = 55 °C)



Applications

Directional

- High Output Track (Flood): Halogen, CMH
- Mid/High Bay: Metal Halide

Semi-Directional

- Downlight: CMH, Quartz Halogen
- Wall Pack: Metal Halide

CRI & CCT Options

70 CRI minimum

- 6500 K
- 5700 K
- 5000 K
- 4000 K

80 CRI minimum

- 6500 K
- 5700 K
- 5000 K
- 4000 K
- 3500 K
- 3000 K
- 2700 K

95 CRI typical

- 5000 K
- 4000 K
- 3500 K
- 3000 K
- 2700 K

Reference Designs

6" Downlight (CXA2520) - 3000 K, 80 CRI

50° cutoff angle

2140 lm / 26 W / 83 LPW

42 W Tri-Tube CFL Equivalent

- 8x longer lifetime than CFL
- Lifetime not shortened by on/off cycles



Retail Track Light (CXA2540) - 3000 K, 90 CRI

21° / 23,987 cd

4103 lm / 80 W / 51 LPW

70 W Ceramic Metal Halide Equivalent

- Same light quality, superior lifetime



Low Bay (CXA3050) - 4000 K, 80 CRI

Exceeds DLC requirements

6356 lm / 69 W / 92 LPW

150 W Metal Halide Equivalent

- Longer lifetime, instant on & restrike



LM-80 Data Summary

LED	I _F (mA)	Ta/Ts (°C)	TM-21 Reported (Hrs)	
			L90	L70
CXA2520	624	105	35,000	>60,500
	707	85	>57,500	>57,500
	936	85	35,500	>39,300
	1040	55	55,100	>60,500
CXA2530	808	105	35,000	>60,500
	915	85	>57,500	>57,500
	1212	85	35,500	>39,300
	1346	55	55,100	>60,500
CXA2540	1139	105	35,000	>60,500
	1281	85	>57,500	>57,500
	1693	85	35,500	>39,300
	1903	55	55,100	>60,500

LED	I _F (mA)	Ta/Ts (°C)	TM-21 Reported (Hrs)	
			L90	L70
CXA3050	1500	105	35,000	>60,500
	1700	85	>57,500	>57,500
	2250	85	35,500	>39,300
	2500	55	55,100	>60,500
CXA3070	1335	105	>36,300	>36,300
	1794	85	>36,300	>36,300
CXA3590 (36 V)	2100	105	>36,300	>36,300
	2800	85	>36,300	>36,300
CXA3590 (72 V)	1050	105	>36,300	>36,300
	1400	85	>36,300	>36,300