


NEW!

120 W PoE Planar Transformers

For Active Clamp
Forward Topology



- Designed for active clamp forward topology
- Operates at 200 kHz, with 36 – 72 Volt input
- High efficiency; excellent DCR; very low leakage inductance
- Isolation: 1500 Vrms one minute primary and aux to secondary.
- Provides 0.009" (0.229 mm) clearance above the seating plane
- Includes a 12-Volt auxiliary winding

Core material Ferrite

Terminations Matte tin over nickel over brass.

Weight 11.1 – 11.9 g

Ambient temperature –40°C to +125°C

Maximum part temperature +165°C (ambient + temp rise)

Storage temperature Component: –40°C to +125°C.

Tray or tape and reel packaging: –40°C to +80°C

Resistance to soldering heat Max three 40 second reflows at +260°C, parts cooled to room temperature between cycles

Moisture Sensitivity Level (MSL) 1 (unlimited floor life at <30°C / 85% relative humidity)

Failures in Time (FIT) / Mean Time Between Failures (MTBF)

38 per billion hours / 26,315,789 hours, calculated per Telcordia SR-332

Packaging 36 per tray (standard). Optional tape and reel (additional cost). Factory order only, not stocked.

PCB washing Tested to MIL-STD-202 Method 215 plus an additional aqueous wash. See [Doc787_PCB_Washing.pdf](#).

Part number ¹	Inductance ² ±20% (µH)	DCR max (mOhms) pri : sec : aux	Leakage inductance ³ max (µH)	Turns ratio pri : sec : aux	Output
POE120PL-33L_	50	27.6 : 1.26 : 270	0.70	6 : 1 : 3.5	3.3 V, 36 A
POE120PL-50L_	50	18.9 : 1.26 : 123	0.31	4 : 1 : 2.5	5.0 V, 24 A
POE120PL-12L_	50	18.9 : 6.80 : 58.5	0.37	2 : 1 : 1	12 V, 10 A
POE120PL-24L_	50	18.9 : 13.6 : 58.5	0.39	1 : 1 : 0.5	24 V, 5 A

1. When ordering, please specify **packaging** code:

POE120PL-24LD

Packaging: **Blank** In trays, 36 per tray

D = Optional tape and reel (additional cost), 13" machine-ready reel. EIA-481 embossed plastic tape. See tape and reel specifications on page 2. Factory order only, not stocked.

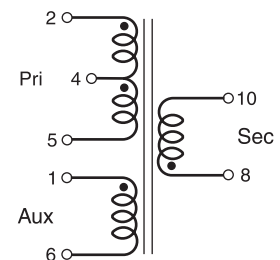
B = Optional tape and reel (additional cost), less than full reel. In tape, but not machine ready. To have a leader and trailer added (\$25 charge), use code letter D instead. Factory order only, not stocked.

2. Inductance is for the primary, measured at 200 kHz, 0.5 Vrms, 0 Adc.

3. Leakage inductance is for the primary and is measured with the secondary winding shorted.

4. Electrical specifications at 25°C.

Refer to Doc 362 "Soldering Surface Mount Components" before soldering.



www.coilcraft.com

US +1-847-639-6400 sales@coilcraft.com

UK +44-1236-730595 sales@coilcraft-europe.com

Taiwan +886-2-2264 3646 sales@coilcraft.com.tw

China +86-21-6218 8074 sales@coilcraft.com.cn

Singapore + 65-6484 8412 sales@coilcraft.com.sg

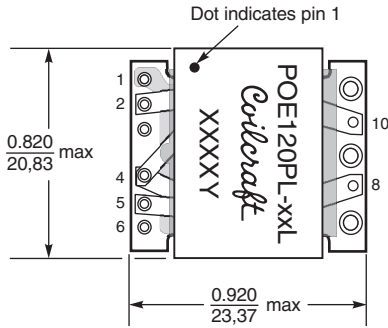
Document 1233-1 Revised 07/29/15

© Coilcraft Inc. 2017

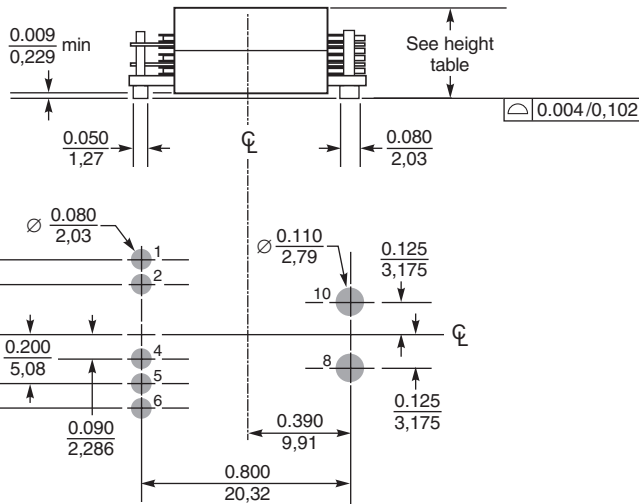
This product may not be used in medical or high risk applications without prior Coilcraft approval. Specification subject to change without notice. Please check web site for latest information.

NEW!

120 W Planar Transformers for PoE – POE120PL



Dash number	Height max (inches / mm)
-12L	0.352 / 8.94
-24L	0.380 / 9.64
-33L	0.407 / 10.34
-50L	0.375 / 9.53



Recommended Land Pattern

Dimensions are in $\frac{\text{inches}}{\text{mm}}$

Optional tape and reel packaging (additional cost). Factory order only, not stocked.

- POE120PL-12:** 250/13" reel Plastic tape: 44 mm wide, 0.5 mm thick, 32 mm pocket spacing, 9.40 mm pocket depth
- POE120PL-24:** 200/13" reel Plastic tape: 44 mm wide, 0.5 mm thick, 28 mm pocket spacing, 9.98 mm pocket depth
- POE120PL-33:** 200/13" reel Plastic tape: 44 mm wide, 0.5 mm thick, 28 mm pocket spacing, 10.68 mm pocket depth
- POE120PL-50:** 250/13" reel Plastic tape: 44 mm wide, 0.5 mm thick, 32 mm pocket spacing, 9.78 mm pocket depth



www.coilcraft.com

US +1-847-639-6400 sales@coilcraft.com
UK +44-1236-730595 sales@coilcraft-europe.com
Taiwan +886-2-2264 3646 sales@coilcraft.com.tw
China +86-21-6218 8074 sales@coilcraft.com.cn
Singapore + 65-6484 8412 sales@coilcraft.com.sg

Document 1233-2 Revised 07/29/15

© Coilcraft Inc. 2017

This product may not be used in medical or high risk applications without prior Coilcraft approval. Specification subject to change without notice. Please check web site for latest information.

Mouser Electronics

Authorized Distributor

Click to View Pricing, Inventory, Delivery & Lifecycle Information:

[Coilcraft:](#)

[POE120PL-50L](#) [POE120PL-24L](#) [POE120PL-12L](#) [POE120PL-33L](#)