




Terminals & Splices > Splices > CoolSplice Quick Connect Splice



Splice Type: **Butt Splice**

Wire Size: **.75 mm<sup>2</sup>**

Sealable: **No**

Splice Capacity: **4**

[All CoolSplice Quick Connect Splice \(12\)](#)

## Features

### Product Type Features

Splice Type	Butt Splice
Sealable	No
Compatible With Discrete Wire Type	Solid, Stranded
Wire Insulation Support Retention Type	Insulation Support

### Configuration Features

Splice Capacity	4
Compatible With Wire & Cable Type	Discrete Wire

### Electrical Characteristics

Current Rating	5 A
Operating Voltage	600 V

### Body Features

Button Color	Green
Splice Features	End Feed



### Contact Features

Contact Base Material	Phosphor Bronze
-----------------------	-----------------

### Mechanical Attachment

Wire Insulation Support	With
-------------------------	------

### Dimensions

Wire Size	.75 mm <sup>2</sup>
Compatible Insulation Diameter Range	2.85 mm[.112 in]
Product Length	36.4 mm[1.433 in]

### Usage Conditions

Insulation Option	Fully Insulated
Operating Temperature Range	-40 – 105 °C[-40 – 221 °F]

### Operation/Application

Compatible With Wire Base Material	Copper
------------------------------------	--------

### Industry Standards

Compatible With Agency/Standards Products	IEC, UL
Compatible With Approved Standards Products	IEC 60988-2-3, UL 1977, UL 2459
UL Flammability Rating	UL 94V-2
Government Qualified Splice	No

### Packaging Features

Packaging Method	Box
------------------	-----

### Product Compliance

[For compliance documentation, visit the product page on TE.com>](#)

EU RoHS Directive 2011/65/EU	Compliant
EU ELV Directive 2000/53/EC	Compliant
China RoHS 2 Directive MIIT Order No 32, 2016	No Restricted Materials Above Threshold
EU REACH Regulation (EC) No. 1907/2006	Current ECHA Candidate List: JUNE 2024 (241) Candidate List Declared Against: JUNE 2024 (241) SVHC > Threshold: UV-329 (1% in Component Part)

#### Article Safe Usage Statements:

Wash thoroughly after handling. Do not handle until all safety precautions have been read and understood. Recycle if possible and dispose of the article by following all applicable governmental regulations relevant to your geographic location.



Halogen Content	Low Halogen - Br, Cl, F, I < 900 ppm per homogenous material. Also BFR/CFR/PVC Free
Solder Process Capability	Not reviewed for solder process capability

Product Compliance Disclaimer

This information is provided based on reasonable inquiry of our suppliers and represents our current actual knowledge based on the information they provided. This information is subject to change. The part numbers that TE has identified as EU RoHS compliant have a maximum concentration of 0.1% by weight in homogenous materials for lead, hexavalent chromium, mercury, PBB, PBDE, DBP, BBP, DEHP, DIBP, and 0.01% for cadmium, or qualify for an exemption to these limits as defined in the Annexes of Directive 2011/65/EU (RoHS2). Finished electrical and electronic equipment products will be CE marked as required by Directive 2011/65/EU. Components may not be CE marked. Additionally, the part numbers that TE has identified as EU ELV compliant have a maximum concentration of 0.1% by weight in homogenous materials for lead, hexavalent chromium, and mercury, and 0.01% for cadmium, or qualify for an exemption to these limits as defined in the Annexes of Directive 2000/53/EC (ELV). Regarding the REACH Regulation, the information TE provides on SVHC in articles for this part number is based on the latest European Chemicals Agency (ECHA) 'Guidance on requirements for substances in articles' posted at this URL: <https://echa.europa.eu/guidance-documents/guidance-on-reach>

## Compatible Parts



## Also in the Series | CoolSplice Connectors



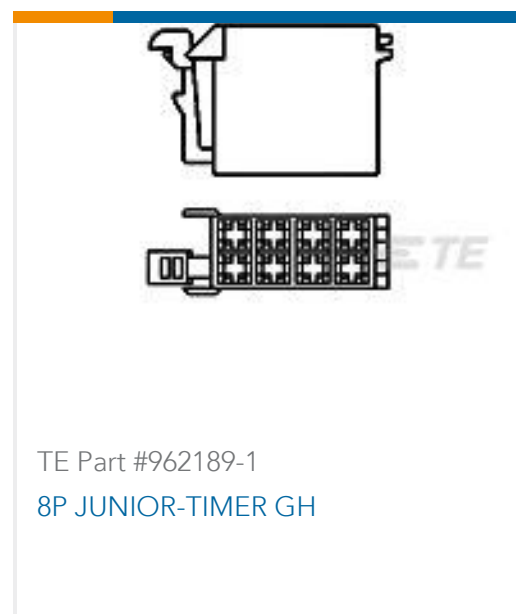
## Customers Also Bought



TE Part #206036-4  
CPC RECPT SEALED SIZE 17-16



TE Part #2213600-2  
CoolSplice Quick Connect Splice




TE Part #962189-1  
8P JUNIOR-TIMER GH



TE Part #440054-6  
AMP HPI 2.0 mm Headers



TE Part #350551-1  
UMNL SOK 20-14 PTPBR L/P



TE Part #1971567-2  
MINIATURE HERMAPHRODITIC (4P)



TE Part #1-2307817-6  
16P,2MM,BB,REC,DRVT,SMD,0.1AU,  
TR,W/CP

## Documents

### Product Drawings

#### COOLSPICE NEW STANDARD

English

### CAD Files

#### 3D PDF

3D

#### Customer View Model

[ENG\\_CVM\\_CVM\\_2213800-1\\_D2.2d\\_dxf.zip](#)

English

#### Customer View Model

[ENG\\_CVM\\_CVM\\_2213800-1\\_D2.3d\\_igs.zip](#)

English

#### Customer View Model

[ENG\\_CVM\\_CVM\\_2213800-1\\_D2.3d\\_stp.zip](#)

English

By downloading the CAD file I accept and agree to the [Terms and Conditions](#) of use.

### Datasheets & Catalog Pages

#### CoolSplice New Standard flyer (Chinese)

English

#### CoolSplice Connector

#### CoolSplice Connector

English

### Product Specifications

#### Application Specification



English

---

**Instruction Sheets**

[Instruction Sheet \(U.S.\)](#)

English

---

**Agency Approvals**

[DEKRA\\_CB\\_NL-68995\\_C1 CoolSplice IEC60998-2-3](#)

English