

A

A

B

B

C

C

D

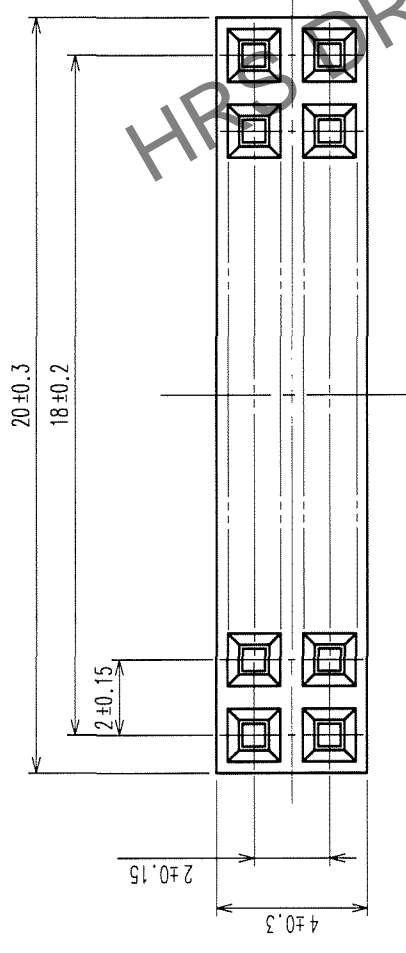
D

E

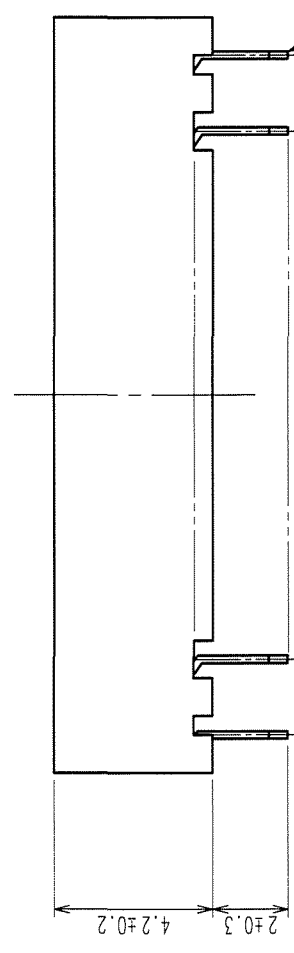
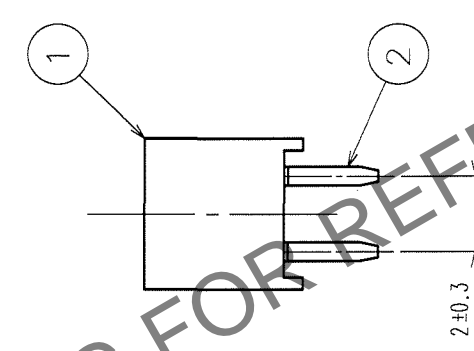
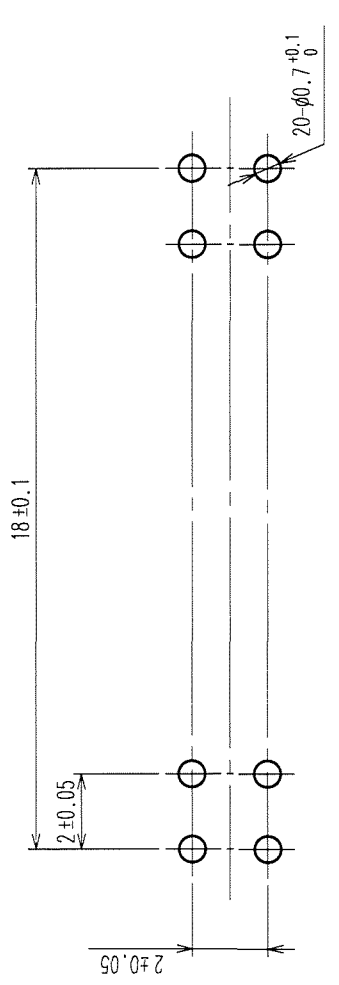
E

F

F



RECOMMENDED PC BOARD HOLE PATTERN



NOTES 1. THE CONTACT CUT SECTION IS UNPLATED.
 2. THE DIMENSIONS IN PARENTHESES ARE FOR REFERENCE.

1	PBT	BLACK (UL94V-0)	2	PHOSPHOR BRONZE	CONTACT AREA: GOLD 0.2μm min DIP AREA: TIN-PLATING 1μm min UNDER PLATING: NICKEL 1μm min
NO.	MATERIAL	FINISH, REMARKS	NO.	MATERIAL	FINISH, REMARKS
CODE NO. (OLD)	CL				
DRAWN		S. KAMIGA	DESIGNED	N. Nakamura	CHECKED
SCALE		5:1	DRAWN DATE		05.11.28
UNITS		mm	DESIGNED DATE		05.11.29
DRAWING NO.		EDC3-081247-21	CHECKED DATE		05.11.30
PART NO.		A3C-20DA-2DSC(71)	APPROVED		H. Okawa
CODE NO.		CL621-0539-9-71	RELEASED		

TO	
PCK	

HIROSE DRAWING FOR REFERENCE