

Product Data Sheet

Power Terminals pitch 5.08 x 7.62 mm,
Part No. 910-60045

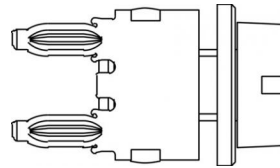
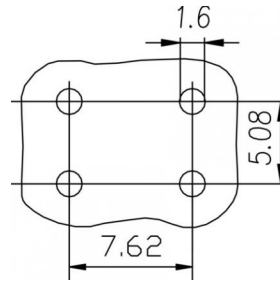



Illustration similar



Press-fit



Power



Rugged

- thread M4
- termination length 4.5 mm



» to product on www.ept.de



» to product group Power Terminals

Product Data Sheet

Power Terminals pitch 5.08 x 7.62 mm,
Part No. 910-60045



Technical Specifications

Basics

Termination Technology	Press-fit
Termination Length	4.5 mm
Operating Temperature Range	-55°C to +125°C

Material

Contact Material	Copper alloy
Plating	Sn

Mechanical

Pitch	5.08 x 7.62 mm
-------	----------------

Electrical

Operational Current	20° 45A, 70° 30A, 100° 25A
---------------------	----------------------------

Processing

Thread	M4
Max. Fastening Torque	1.3 Nm

Approval / Compliance

Environment	RoHS compliant
-------------	----------------

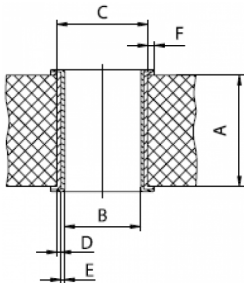
Product Data Sheet

Power Terminals pitch 5.08 x 7.62 mm,
Part No. 910-60045



Hole Specifications

Plated through-hole according to IEC 60352-5



Material	imm. Sn printed circuit boards
Nominal Hole	Ø 1.6 mm
A PCB Thickness	min 2.9 mm
B Plated Hole	Ø 1.6 +0.09 / -0.06 mm
C Drill Hole	1.75 ±0.025 mm
D Cu Plating	min. 25 µm
E Surface	imm. Sn plating, max. 1.5 µm
F Annular Ring	min. 0.1 mm

Material	Ni, Au printed circuit boards
Nominal Hole	Ø 1.6 mm
A PCB Thickness	min 2.9 mm
B Plated Hole	Ø 1.6 +0.09 / -0.06 mm
C Drill Hole	1.75 ±0.025 mm
D Cu Plating	min. 25 µm
E Surface	Ni, Au plating, 0.05 - 0.2 µm Au over 2.5 - 5 µm Ni
F Annular Ring	min. 0.1 mm

Material	HAL Sn printed circuit boards
Nominal Hole	Ø 1.6 mm
A PCB Thickness	min 2.9 mm
B Plated Hole	Ø 1.6 +0.09 / -0.06 mm
C Drill Hole	1.75 ±0.025 mm
D Cu Plating	min. 25 µm
E Surface	HAL Sn, 5 - 15 µm
F Annular Ring	min. 0.1 mm

Product Data Sheet

Power Terminals pitch 5.08 x 7.62 mm,
Part No. 910-60045



Drawings

Component data in 2D and 3D format you can download here:

[» PDF](#)

[» 3D IGES](#)

[» 3D STEP](#)

[» 3D PDF](#)