



Stainless Steel Wallplates

Available in Two Grades:
302/304 Stainless Steel
430 Stainless Steel

Protective Film Helps to
Prevent Scratches and
Damage



FEATURES

- Protective film helps to prevent scratches and damage during installation
- #6-32 slotted head mounting screws
- Brushed finish

SPECIFICATIONS

- | | |
|---------------------|---|
| ■ 302/304 S/S | Non-magnetic
18.0% Chromium
8.0% Nickel |
| ■ 430 S/S | Magnetic
17.0% Chromium
less than 0.5% Nickel |
| ■ Nominal thickness | 0.04 inch (0.9) |
| ■ Mounting screws | 302/304 stainless steel, slotted head |

LISTINGS

- Meets UL Standard 514D
- Meets CSA Standard C22.2 No. 42.1

Hubbell's stainless steel wallplate offering provides solutions for a variety of industrial and commercial applications; with environments subjected to heavy abuse.

The 302/304 type stainless steel wallplates are ideal for highly corrosive environments; such as food processing, hospitals, static free requirements, and more.

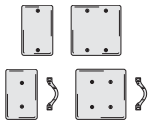
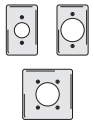

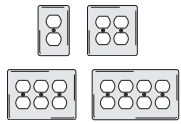
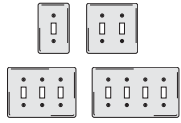
The 430 type stainless steel wallplates are aesthetically identical to the 302/304 type stainless steel wallplates; and are best suited for environments where corrosion resistance is less critical.

APPLICATIONS

- Industrial and commercial applications with exposure to high abuse
- 302/304 Stainless Steel
 - ◆ Indoor/outdoor use
 - ◆ High exposure to corrosion
 - ◆ Static free requirement
- 430 Stainless Steel
 - ◆ Indoor use
 - ◆ Low to moderate exposure to corrosion

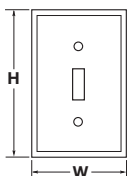


Stainless Steel Wall Plates



	NEW!	Additional Metal Wallplates				
	430 S/S	302/304 S/S	Brass	Brass Plated	Chrome	Aluminum
Toggle Wallplates						
1-Gang; 1-toggle opening	SS1L	SS1	SB1	SBP1	SCH1	SA1
2-Gang; 2-toggle openings	SS2L	SS2	SB2	SBP2	SCH2	SA2
3-Gang; 3-toggle openings	SS3L	SS3	—	—	—	—
4-Gang; 4-toggle openings	SS4L	SS4	—	—	—	—
Duplex Wallplates						
1-Gang; 1-duplex opening	SS8L	SS8	SB8	SBP8	SCH8	SA8
2-Gang; 2-duplex openings	SS82L	SS82	SB82	SBP82	SCH82	SA82
3-Gang; 3-duplex openings	—	SS83	—	—	—	—
4-Gang; 4-duplex openings	—	SS84	—	—	—	—
Decorator Wallplates						
1-Gang; 1-decorator opening	SS26L	SS26	SB26	SBP26	SCH26	—
2-Gang; 2-decorator openings	SS262L	SS262	SB262	SBP262	SCH262	—
3-Gang; 3-decorator openings	—	SS263	—	SBP263	—	—
4-Gang; 4-decorator openings	—	SS264	—	—	—	—
Single Receptacle Wallplates						
1-Gang; 1-1.36" to 1.39" (34.5 to 35.3) dia. opening	SS7L	SS7	SB7	SBP7	SCH7	SA7
1-Gang; 1-2.15" (54.6) dia. opening	SS723L	SS723	—	—	SCH723	SA723
2-Gang; 1-single 2.15" (54.6) dia. opening	SS703L	SS703	—	—	—	—
Blank Wallplates						
1-Gang, box mount	SS13L	SS13	SB13	SBP13	SCH13	SA13A
2-Gang, box mount	SS23L	SS23	—	—	SCH23	SA23
1-Gang, strap mount	SS14L	SS14	SB14	—	—	—
2-Gang, strap mount	SS24L	SS24	—	—	—	—
Combination Wallplates						
2-Gang; 1-toggle and 1-duplex opening	SS18L	SS18	SB18	SBP18	SCH18	—
2-Gang; 1-toggle and 1-decorator opening	SS126L	SS126	SB126	SBP126	—	—
Telephone & Coaxial Wallplates						
1-Gang; 1-telephone .41" (10.3) dia. hole; box mount	SS11L	SS11	—	SBP11	—	—

DIMENSIONS



Gang	Standard Metal	
	Height	Width
1	4.50" (114.3)	2.87" (72.9)
2	4.50" (114.3)	4.60" (116.8)
3	4.50" (114.3)	6.41" (162.8)
4	4.50" (114.3)	8.22" (208.8)

METAL WALLPLATE OFFERING

