

63495-1 ✓ ACTIVE

MAG-MATE | MAG-MATE 500

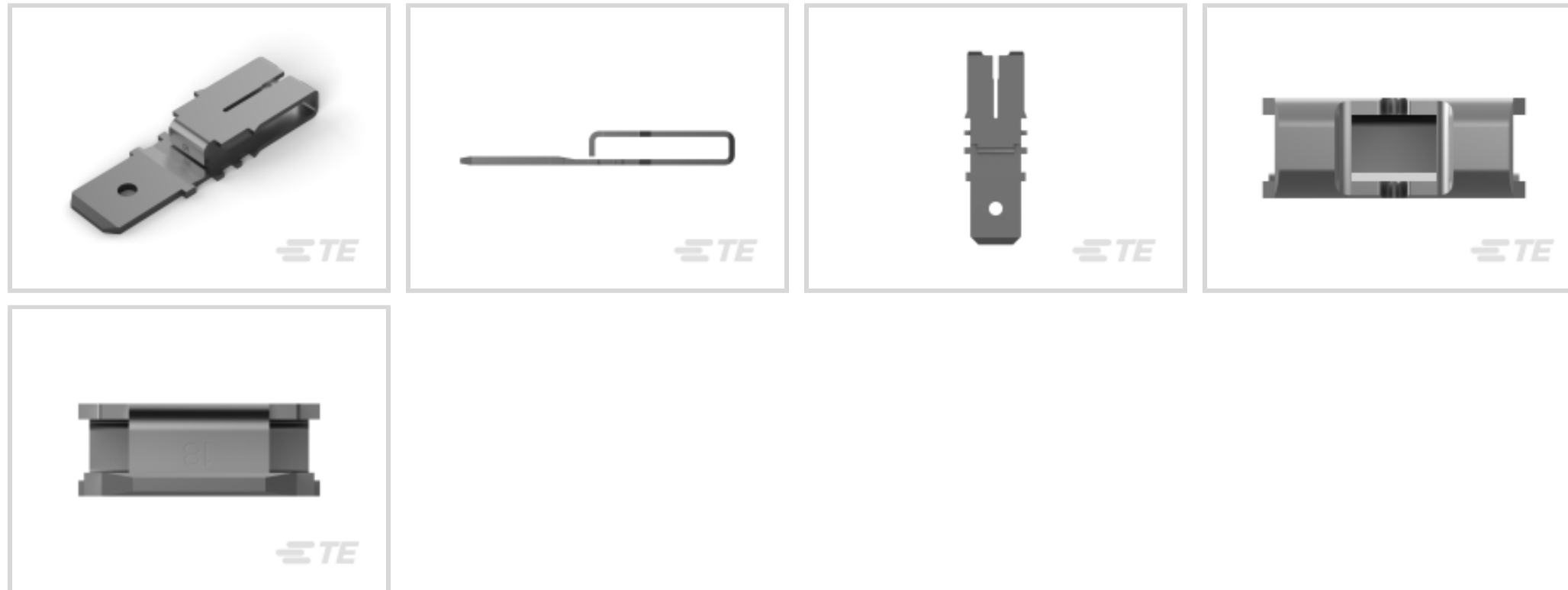
TE Internal #: 63495-1

Tab, Mating Tab Width 6.35 mm [.25 in], Size 4, .72 – .91 mm
Aluminum Wire, .64 – .81 mm Magnet Wire, MAG-MATE 500,
Magnet Wire Terminals

[View on TE.com >](#)



Terminals & Splices > Magnet Wire Terminals



Magnet Wire Terminal Type: **Tab**

Mating Tab Width: **6.35 mm [.25 in]**

Mating Tab Thickness: **.8 mm [.032 in]**

Compatible With Cavity Size: **Size 4**

Aluminum Wire Size: **.72 – .91 mm**

Features

Product Type Features

Compatible With Discrete Wire Type

Magnet Wire, Solid

Body Features

Compatible With Cavity Size

Size 4

Contact Features

Magnet Wire Terminal Type

Tab

Mating Tab Width

6.35 mm [.25 in]

Mating Tab Thickness

.8 mm [.032 in]

Terminal Plating Material

Tin

Terminal Orientation

Straight

Termination Features

Termination Method to Wire & Cable

Insulation Displacement (IDC)

Mechanical Attachment

Mating Retention Type

Hole



Dimensions

Terminal Height	12.83 mm[.505 in]
Aluminum Wire Size	.72 – .91 mm
Magnet Wire Size	.64 – .81 mm
Stock Thickness (Magnet Wire Side)	.51 mm[.02 in]
Product Length	24.18 mm[.952 in]

Usage Conditions

Insulation Option	Uninsulated
Operating Temperature Range	-65 – 150 °C[-85 – 302 °F]

Operation/Application

Compatible With Wire Base Material	Aluminum, Copper
------------------------------------	------------------

Identification Marking

Identification Number	18
-----------------------	----

Packaging Features

Packaging Quantity	5000
Packaging Method	Reel, Reel/Carton

Product Compliance

[For compliance documentation, visit the product page on TE.com>](#)

EU RoHS Directive 2011/65/EU	Compliant
EU ELV Directive 2000/53/EC	Compliant
China RoHS 2 Directive MIIT Order No 32, 2016	No Restricted Materials Above Threshold
EU REACH Regulation (EC) No. 1907/2006	Current ECHA Candidate List: JUNE 2024 (241) Candidate List Declared Against: JUNE 2024 (241) Does not contain REACH SVHC
Halogen Content	Low Halogen - Br, Cl, F, I < 900 ppm per homogenous material. Also BFR/CFR/PVC Free
Solder Process Capability	Not applicable for solder process capability

Product Compliance Disclaimer

This information is provided based on reasonable inquiry of our suppliers and represents our current actual knowledge based on the information they provided. This information is subject to change. The part numbers that TE has identified as EU RoHS compliant have a maximum concentration of 0.1% by weight in homogenous materials for lead, hexavalent chromium, mercury, PBB, PBDE, DBP, BBP, DEHP, DIBP, and 0.01% for cadmium, or qualify for an exemption to these

limits as defined in the Annexes of Directive 2011/65/EU (RoHS2). Finished electrical and electronic equipment products will be CE marked as required by Directive 2011/65/EU. Components may not be CE marked. Additionally, the part numbers that TE has identified as EU ELV compliant have a maximum concentration of 0.1% by weight in homogenous materials for lead, hexavalent chromium, and mercury, and 0.01% for cadmium, or qualify for an exemption to these limits as defined in the Annexes of Directive 2000/53/EC (ELV). Regarding the REACH Regulation, the information TE provides on SVHC in articles for this part number is based on the latest European Chemicals Agency (ECHA) 'Guidance on requirements for substances in articles' posted at this URL: <https://echa.europa.eu/guidance-documents/guidance-on-reach>

Compatible Parts



Also in the Series | **MAG-MATE 500**



Magnet Wire Terminals(10)

Customers Also Bought




TE Part #42234-2
205 FASTON FLAG REC 20-14 AWG
TPBR



TE Part #62040-1
SPLC AMVAR 1500-5000 020TPBR



TE Part #2382635-1
LUMAWISE POWER INPUT TERMINAL
BLOCK (TB)



TE Part #455714-2
ANVIL




TE Part #690569-2
FRONT SHEAR PLATE



TE Part #354525-1
COVER, TOP



TE Part #690603-1
SPRING ASSIST



TE Part #690170-1
SPRING-COMPRESSION



TE Part #23241-6
BALL, STEEL



TE Part #1803409-2
BLOCK, CRIMPER SPACER

Documents

Product Drawings

[MAG-MATE 250 F-TAB TPBR](#)

English

CAD Files

[3D PDF](#)

[3D](#)

[Customer View Model](#)

[ENG_CVM_CVM_63495-1_R_c-63495-1-r.2d_dxf.zip](#)



English

Customer View Model

[ENG_CVM_CVM_63495-1_R_c-63495-1-r.3d_igs.zip](#)

English

Customer View Model

[ENG_CVM_CVM_63495-1_R_c-63495-1-r.3d_stp.zip](#)

English

By downloading the CAD file I accept and agree to the [Terms and Conditions](#) of use.

Datasheets & Catalog Pages

[Magnet Wire Terminals & Splices](#)

English

Product Specifications

[Application Specification](#)

English

Agency Approvals

[UL Report](#)

English