

# Product data sheet

Specifications



universal plug in relay, Harmony Electromechanical Relays, 10A, 2CO, with LED, lockable test but to n, 24V DC

RUMC22BD

Product availability: Stock - Normally stocked in distribution facility

Price\*: 13.79 USD

## Main

Range of Product	Harmony Electromechanical Relays
Series name	Universal
Product or Component Type	Plug-in relay
Device short name	RUM
Contacts type and composition	2 C/O
[Uc] control circuit voltage	24 V DC
[Ithe] conventional enclosed thermal current	10 A -40...131 °F (-40...55 °C)
Status LED	With
Control Type	Lockable test button
Utilisation coefficient	20 %

## Complementary

Shape of pin	Cylindrical
[Ui] rated insulation voltage	250 V IEC 300 V CSA 300 V UL
[Uimp] rated impulse withstand voltage	4 kV 1.2/50 µs)
Contacts material	AgNi
[Ie] rated operational current	10 A at 277 V AC conforming to UL 10 A at 30 V DC conforming to UL 10 A at 30 V DC conforming to CSA 5 A at 250 V AC (NC) conforming to IEC 5 A at 28 V DC (NC) conforming to IEC 10 A at 250 V AC (NO) conforming to IEC 10 A at 28 V DC (NO) conforming to IEC 10 A at 277 V AC conforming to CSA
Maximum switching voltage	250 V IEC
Resistive rated load	10 A 250 V AC 10 A 28 V DC
Maximum switching capacity	2500 VA/280 W
Minimum switching capacity	170 mW 10 mA, 17 V
Operating rate	<= 18000 cycles/hour no-load <= 1200 cycles/hour under load
Mechanical durability	5000000 cycles

Price is "List Price" and may be subject to a trade discount – check with your local distributor or retailer for actual price.

Electrical durability	100000 cycles resistive
Average coil consumption in W	1.4 W
Drop-out voltage threshold	>= 0.1 U <sub>c</sub> DC
Operate time	20 ms at nominal voltage
Release time	20 ms at nominal voltage
Average coil resistance	470 Ohm 20 °C +/- 15 %
Rated operational voltage limits	19.2...26.4 V DC
Protection category	RT I
Test levels	Level A group mounting
Safety reliability data	B10d = 100000
Operating position	Any position
Net Weight	0.190 lb(US) (0.086 kg)
Device presentation	Complete product

## Environment

Dielectric strength	1500 V AC between contacts with micro disconnection 2500 V AC between coil and contact with reinforced 2000 V AC between poles with basic
Product Certifications	EAC UL CSA
Standards	CSA C22.2 No 14 UL 508 IEC 61810-1
Ambient Air Temperature for Storage	-40...185 °F (-40...85 °C)
Ambient air temperature for operation	-40...131 °F (-40...55 °C)
Vibration resistance	3 gn +/- 1 mm 10...150 Hz)5 cycles in operation 4 gn +/- 1 mm 10...150 Hz)5 cycles not operating
IP degree of protection	IP40
Shock resistance	10 gn 11 ms) in operation IEC 60068-2-27 10 gn 11 ms) not operating IEC 60068-2-27
Pollution degree	3

## Ordering and shipping details

Category	US10CP221127
Discount Schedule	0CP2
GTIN	3606480626661
Returnability	Yes
Country of origin	CN

## Packing Units

Unit Type of Package 1	PCE
Number of Units in Package 1	1
Package 1 Height	1.4 in (3.6 cm)
Package 1 Width	1.4 in (3.5 cm)

<b>Package 1 Length</b>	2.7 in (6.9 cm)
<b>Package 1 Weight</b>	2.9 oz (83 g)
<b>Unit Type of Package 2</b>	BB1
<b>Number of Units in Package 2</b>	10
<b>Package 2 Height</b>	1.6 in (4 cm)
<b>Package 2 Width</b>	5.7 in (14.6 cm)
<b>Package 2 Length</b>	7.9 in (20 cm)
<b>Package 2 Weight</b>	32.8 oz (931 g)
<b>Unit Type of Package 3</b>	S02
<b>Number of Units in Package 3</b>	60
<b>Package 3 Height</b>	5.9 in (15 cm)
<b>Package 3 Width</b>	11.8 in (30 cm)
<b>Package 3 Length</b>	15.7 in (40 cm)
<b>Package 3 Weight</b>	13.638 lb(US) (6.186 kg)

## Sustainability

**Green Premium™ label** is Schneider Electric's commitment to delivering products with best-in-class environmental performance. Green Premium promises compliance with the latest regulations, transparency on environmental impacts, as well as circular and low-CO<sub>2</sub> products.

**Guide to assessing product sustainability** is a white paper that clarifies global eco-label standards and how to interpret environmental declarations.

[Learn more about Green Premium >](#)

[Guide to assess a product's sustainability >](#)



Transparency RoHS/REACH

## Well-being performance

 Reach Free Of Svhc

 Rohs Exemption Information Yes

## Certifications & Standards

Reach Regulation

[REACH Declaration](#)

Eu Rohs Directive

Pro-active compliance (Product out of EU RoHS legal scope)

[EU RoHS Declaration](#)

China Rohs Regulation

[China RoHS declaration](#)

Environmental Disclosure

[Product Environmental Profile](#)

Circularity Profile

No need of specific recycling operations

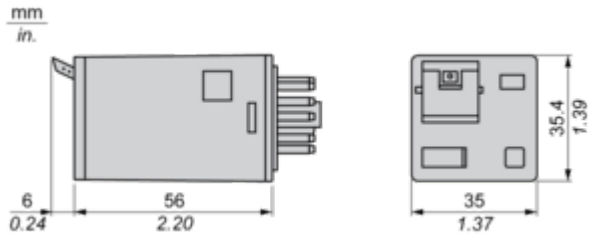
California Proposition 65

"WARNING: This product can expose you to chemicals including: Nickel compounds, which is known to the State of California to cause cancer, and Di-isodecyl phthalate (DIDP), which is known to the State of California to cause birth defects or other reproductive harm. For more information go to [www.P65Warnings.ca.gov](http://www.P65Warnings.ca.gov)"

Dimensions Drawings

Dimensions

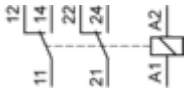
---



Connections and Schema

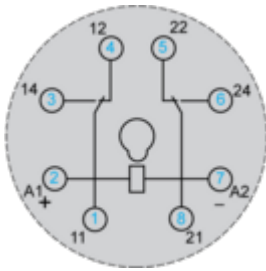
Wiring Diagram

---



Wiring Diagram

---



Symbols shown in blue correspond to Nema marking.

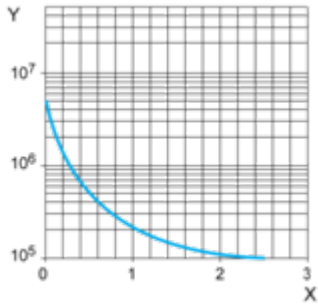
Performance Curves

**Electrical Durability of Contacts**

---

Durability (inductive load) = durability (resistive load) x reduction coefficient.

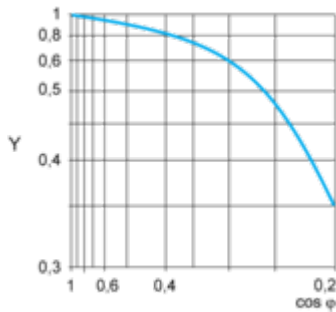
Resistive AC load



X Switching capacity (kVA)

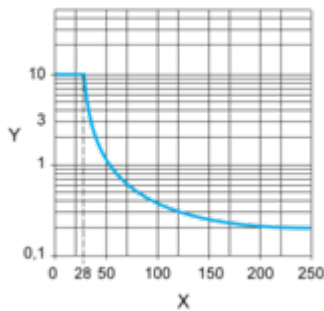
Y Durability (Number of operating cycles)

Reduction coefficient for inductive AC load (depending on power factor cos φ)



Y Reduction coefficient (A)

Maximum switching capacity on resistive DC load



X Voltage DC

Y Current DC

**Note :** These are typical curves, actual durability depends on load, environment, duty cycle, etc.



Technical Illustration

Dimensions

---

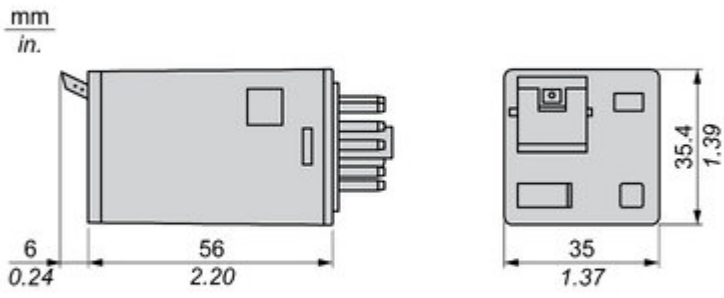


Image of product / Alternate images

Alternative

---

