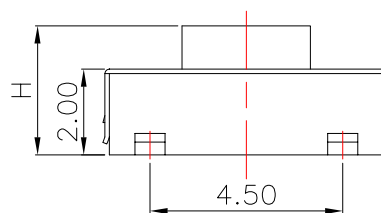
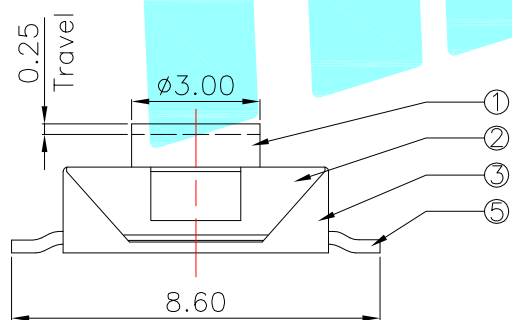
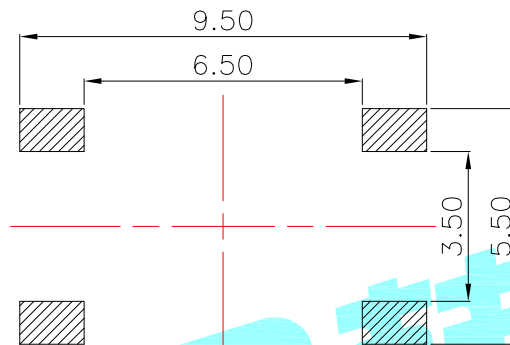
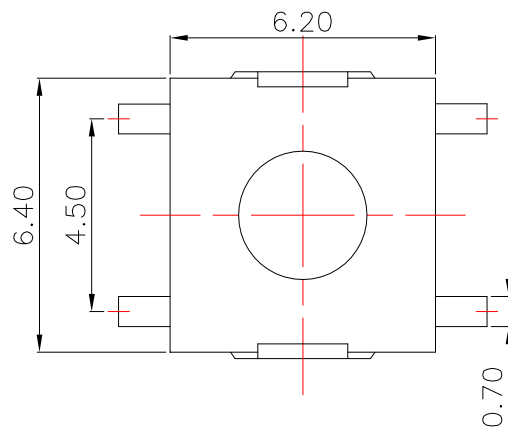


Circuit Diagram



NO.1	
PART NO	H
B	2.5
C	3.1
D	3.4
E	5.5
I	3.7
G	4.3

NO.3	
PART NO	MATERIAL/QTY
S	SUS/1PC
C	C5210/1PC
D	SUS/2PCS
F	C5210/2PCS

NO.2	
PART NO	vigor
1	90±30
2	130±30
3	180±30
4	250±30
5	350±50

NO.4-NO.5	
PART NO	NOTE
01~99	SERIAL NUMBER

⑤	Terminal	—	4	Copper(0.3t)	Plating silver	—
④	Contact	—	1	F.Ag/C5210	Natural	—
③	Base	—	1	Nylon	Black	—
②	Cover	—	1	Brass(0.15t)	Plating Nickel	—
①	Keystoke	—	1	Nylon	Red	—
ITEM	PART NAME	TER'NO.	QTY.	MATERIAL	FINISHING	REMARK

APPROVALS		DATE	 ELECTRONICS CO.,LTD			
DRAWN	J.X.Zhang	2013/7/17	TITLE:	TACT SWITCHS		
CHECKED			PART NO.	K2-1157SP-□□□W-□□		
APPROVALS			TOLERANCES ARE	30~以上 ±0.30 10~30 ±0.20 5~10 ±0.15 ~ 5 ±0.10	ANGLE	±2°
			UNIT:	mm	SCALE:	1:1
			DRAWING NO.		PROJ:	
					SHEET	1 OF 1

ECN NO.	REV.	DATE.	DESCRIPTION.	CHANGE.	CHECK.	APPRO.
	A		NEW			