

### 描述 / Descriptions

表面贴装肖特基二极管，反向电压：20V~200V，正向电流：5.0A，薄型 SMAF 封装。  
Surface Mount Schottky Barrier Rectifier, Reverse Voltage: 20 to 200V, Forward Current: 5.0A, SMAF thin package.

### 特征 / Features

低功耗，高效率，浪涌电流大，适用于低压，高频和极性保护，适用于表面贴装。无卤产品。  
Low power loss, high efficiency, High forward surge current capability, For use in low voltage, high frequency inverters, and polarity protection applications, For surface mounted applications. Halogen free product.

### 用途 / Applications

一般用途。  
General purpose.

### 内部等效电路 / Equivalent Circuit

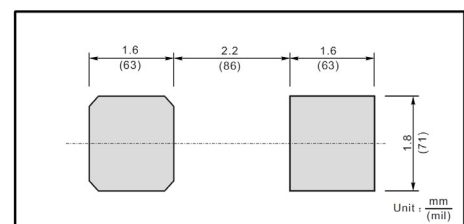


### 引脚排列 / Pinning



PIN	DESCRIPTION
1	Cathode
2	Anode

The recommended mounting pad size



### 印章代码 / Marking

见印章说明。See Marking Instructions.

**极限参数 / Absolute Maximum Ratings(Ta=25°C)**

参数 Parameter	参数符号 Symbol	数值 Rating								单位 Unit
		SS52F	SS54F	SS56F	SS58F	SS510F	SS512F	SS515F	SS520F	
Maximum Repetitive Peak Reverse Voltage	V <sub>RRM</sub>	20	40	60	80	100	120	150	200	V
Maximum RMS voltage	V <sub>RMS</sub>	14	28	42	56	70	84	105	140	V
Maximum DC Blocking Voltage	V <sub>DC</sub>	20	40	60	80	100	120	150	200	V
Maximum Average Forward Rectified Current	I <sub>F(AV)</sub>	5.0								A
Peak Forward Surge Current,8.3ms Single Half Sine-wave Superimposed on Rated Load (JEDEC method)	I <sub>FSM</sub>	150								A
Typical Junction Capacitance <sup>1)</sup>	C <sub>j</sub>	500		300						pF
Typical Thermal Resistance <sup>2)</sup>	R <sub>θJA</sub>	60								°C/W
Operating Junction Temperature Range	T <sub>j</sub>	-55~+150								°C
Storage Temperature Range	T <sub>stg</sub>	-55~+150								°C

Note:

1) Measured at 1MHz and applied reverse voltage of 4 V D.C.

2) P.C.B. mounted with 2.0 X 2.0" (5 X 5 cm) copper pad areas.

**电性能参数 / Electrical Characteristics(Ta=25°C)**

参数 Parameter	参数符号 Symbol	测试条件 Test condition	数值 Rating								单位 Unit
			SS52F	SS54F	SS56F	SS58F	SS510F	SS512F	SS515F	SS520F	
Max Instantaneous Forward Voltage	V <sub>F</sub>	I <sub>F</sub> =5.0A	0.55		0.70		0.85			V	
Maximum DC Reverse Current at Rated DC Reverse Voltage	I <sub>R</sub>	T <sub>a</sub> =25°C	1.0								mA
		T <sub>a</sub> =100°C	50								

电参数曲线图 / Electrical Characteristic Curve

Fig.1 Forward Current Derating Curve

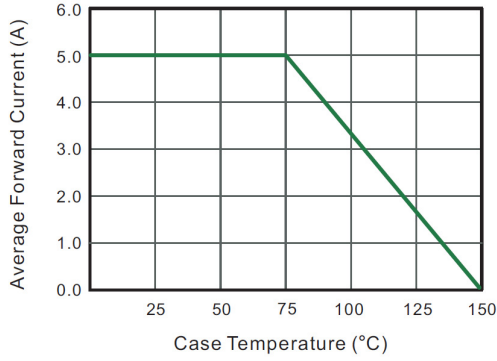


Fig.2 Typical Reverse Characteristics

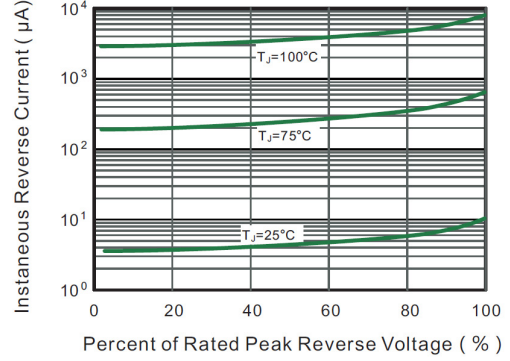


Fig.3 Typical Forward Characteristic

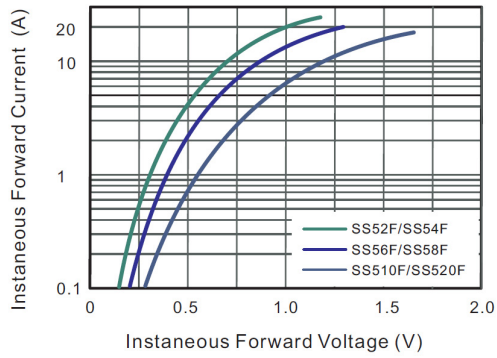


Fig.4 Typical Junction Capacitance

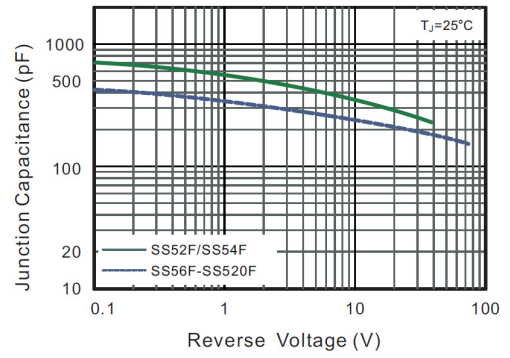


Fig.5 Maximum Non-Repetitive Peak Forward Surge Current

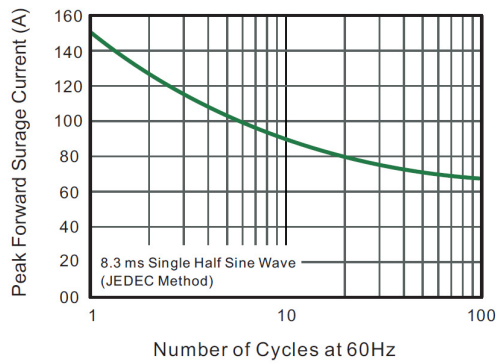
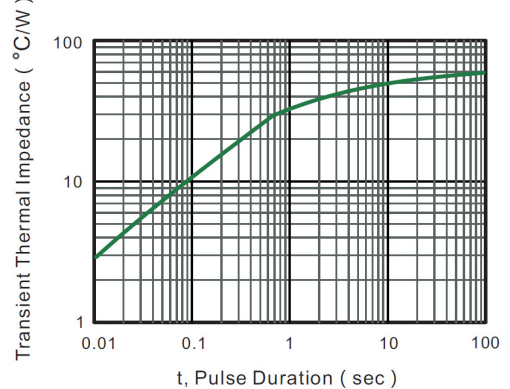
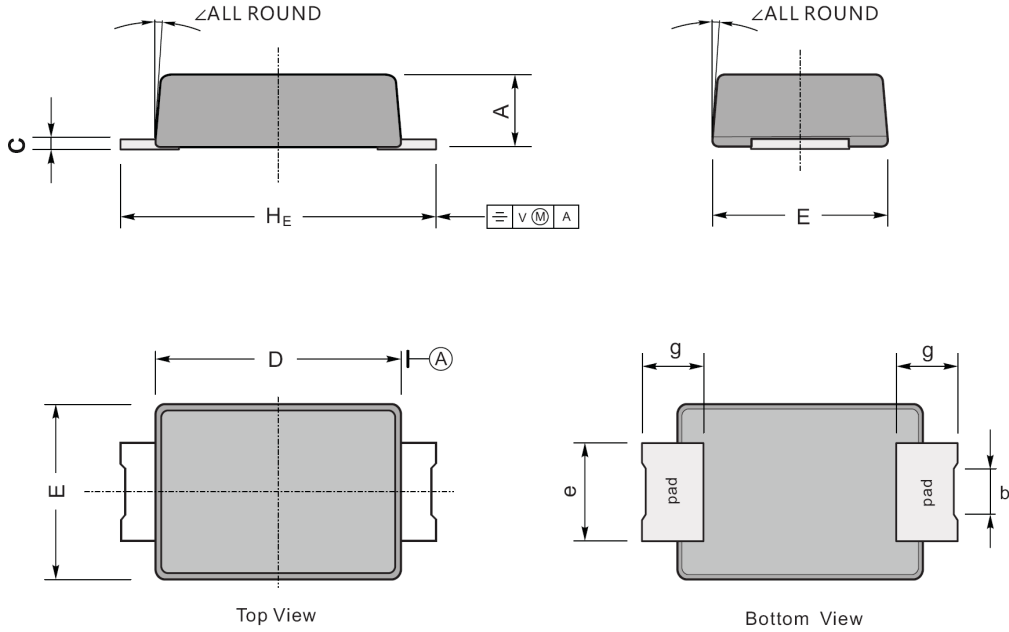


Fig.6- Typical Transient Thermal Impedance



外形尺寸图 / Package Dimensions




UNIT		A	C	D	E	e	g	$H_E$	b	$\angle$
mm	max	1.2	0.20	3.7	2.7	1.6	1.2	4.9	1.05	7°
	min	0.9	0.12	3.3	2.4	1.3	0.8	4.4	0.65	
mil	max	47	7.9	146	106	63	47	193	41	
	min	35	4.7	130	94	51	31	173	26	

## Marking

Type number	Marking code
SS52F	SS52
SS54F	SS54
SS56F	SS56
SS58F	SS58
SS510F	SS510
SS512F	SS512
SS515F	SS515
SS520F	SS520

印章说明 / Marking Instructions



说明：

SS52： 为型号代码

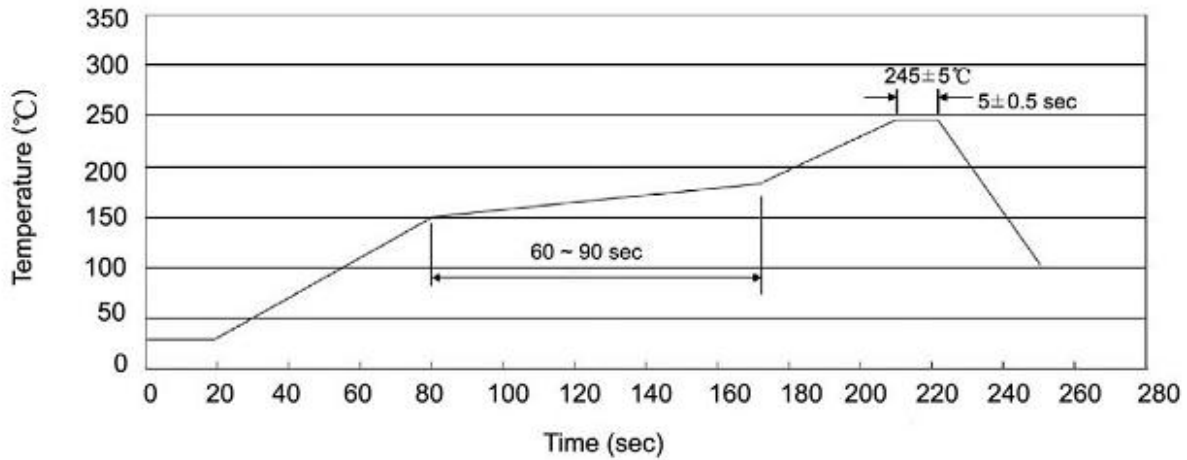
\*\*\*\*： 为生产批号追溯码，第1个\*为年月代码，后面3个\*为当月小批号代码

Note:

SS52： Product Type Code

\*\*\*\*： Lot No. Code ,The 1st \* means:YM Code ,The last 3 \* means:little Lot No Code

**回流焊温度曲线图(无铅) / Temperature Profile for IR Reflow Soldering(Pb-Free)**



说明：

- 1、预热温度 150 ~ 180°C，时间 60 ~ 90sec;
- 2、峰值温度 245±5°C，时间持续为 5±0.5sec;
- 3、焊接制程冷却速度为 2 ~ 10°C/sec.

Note:

- 1.Preheating:150~180°C, Time:60~90sec.
- 2.Peak Temp.:245±5°C, Duration:5±0.5sec.
3. Cooling Speed: 2~10°C/sec.

**耐焊接热试验条件 / Resistance to Soldering Heat Test Conditions**

温度：260±5°C

时间：10±1 sec.

Temp.:260±5°C

Time:10±1 sec

**包装规格 / Packaging SPEC.**

卷盘包装 / REEL

Package Type 封装形式	Units 包装数量					Dimension 包装尺寸 (unit: mm <sup>3</sup> )		
	Units/Reel 只/卷盘	Reels/Inner Box 卷盘/盒	Units/Inner Box 只/盒	Inner Boxes/Outer Box 盒/箱	Units/Outer Box 只/箱	Reel	Inner Box 盒	Outer Box 箱
SMAF	3000	5	15000	5	75000	7" ×11	185X180X105	390X385X205

**使用说明 / Notices**