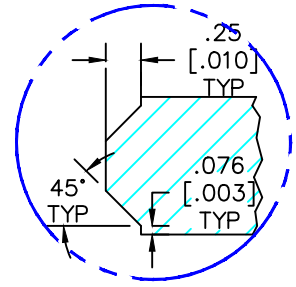
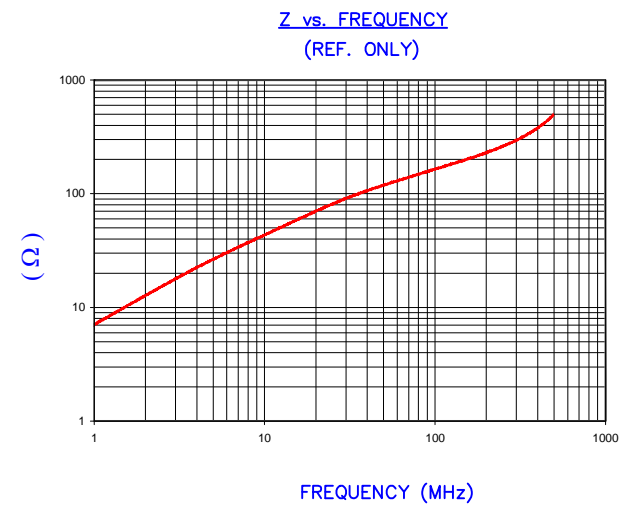


SECTION A-A
SEE DETAIL "A"



CHAMFER
DETAIL A
(N.T.S.)

IMPEDANCE (Z)			
Frequency	25 MHz	100 MHz	300 MHz
Nominal (REF)	85 Ω	173 Ω	295 Ω
Minimum	- Ω	138 Ω	- Ω



AGILENT E4991A Impedance/Material Analyzer
HP 16092A Test Fixture

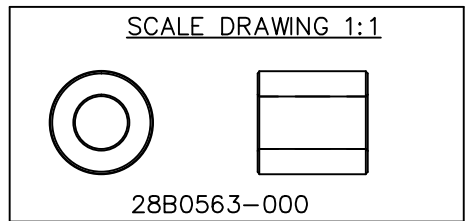
DIMENSIONS

A	14.27 [.562]	±	0.25 [.010]
B	7.26 [.286]	±	0.15 [.006]
C	15.24 [.600]	±	0.30 [.012]

WEIGHT/1000 8.92 kgs 19.66 lbs

NOTES: UNLESS OTHERWISE SPECIFIED

1. COSMETIC SPECIFICATION REFER TO WI-QA-038.



DIMENSIONS ARE IN MM [INCHES].				This print is the property of Laird Tech. and is loaned in confidence subject to return upon request and with the understanding that no copies shall be made without the written consent of Laird Tech. All rights to design or invention are reserved.			
REV	DESCRIPTION	DATE	INT				
G	UPDATE THE LOGO	05/13/15	QIU	PROJECT/PART NUMBER: 28B0563-000		REV G	DRAWN BY: LNK
F	UPDATE COMPANY LOGO	12/28/12	QIU				
E	UPDATE FORMAT, ADD CURVE UPDATE Z SPECS, REM COATINGS CHG P/N FROM -00*	05/23/03	JRK				
D	UPDATE PRINT FORMAT	11/16/01	JRK				
C	P/N WAS "000", ADD COATING SPECS.	01/08/99	BAC				
B	UPDATED P/N FOR NEW CATALOG	12/11/95	JBE	DATE: 08/03/92		SCALE: 3 : 1	MATERIAL: FERRITE
A	ORIGINAL DRAFT	08/03/92	LNK	CAD # 28B0563-000-G			