

# Type FCD

## Fast Acting High Breaking Capacity

### 5 x 20 mm Ceramic Fuse



www.optifuse.com (619) 593-5050

#### Agency Standards and Listings:



#### Interrupt Ratings:

250mA ~ 16A 1,500A at 250V AC (All)  
 250mA ~ 16A 1,000A at 250V DC UL  
 250mA ~ 6.3A 10,000A at 250V AC UL

#### Time Characteristics

Rated Current	210%		275%		400%		1000%
	MAX	MIN	MAX	MIN	MAX	MAX	
250mA~4A	30 min	10 ms	2 sec	3 ms	300 ms	20 ms	
5A~6.3A	30 min	10 ms	3 sec	3 ms	300 ms	20 ms	
8A~10A	30 min	40 ms	20 sec	10 ms	1 sec	30 ms	
>10A	30 min	40 ms	20 sec	10 ms	1 sec	40 ms	

#### Operating Temperature:

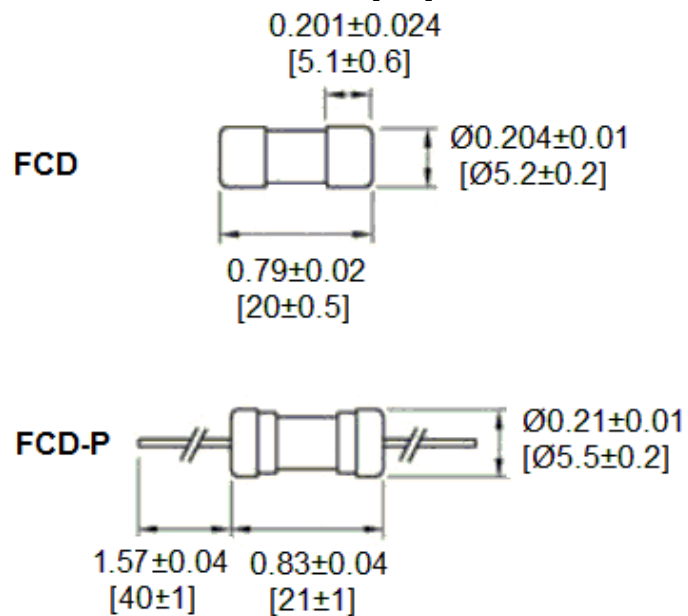
-55°C to +125°C

#### Material:

Ceramic Body/Nickel Plated Brass Caps  
 Lead Wire Ø0.65mm Diameter – 8A and less.  
 Ø0.8mm Diameter – 8a~ 12A.  
 Ø1.0mm Diameter – over 12A.

Cartridge Part number	Axial Lead Part number	Amper e Rating	Nominal Melting I <sup>2</sup> t A <sup>2</sup> Sec	Safety Approvals								Voltage Rating	
				CCC	CQC	SEMKO	VDE	UR/CUR	BSI	PSE	KC		CE
FCD-250mA	FCD-P-250mA	250mA	0.0040	*	*	*	*	*	*	*	*	*	250V
FCD-315mA	FCD-P-315mA	315mA	0.0142	*	*	*	*	*	*	*	*	*	250V
FCD-400mA	FCD-P-400mA	400mA	0.0200	*	*	*	*	*	*	*	*	*	250V
FCD-500mA	FCD-P-500mA	500mA	0.0309	*	*	*	*	*	*	*	*	*	250V
FCD-630mA	FCD-P-630mA	630mA	0.0672	*	*	*	*	*	*	*	*	*	250V
FCD-800mA	FCD-P-800mA	800mA	0.1210	*	*	*	*	*	*	*	*	*	250V
FCD-1A	FCD-P-1A	1A	0.2019	*	*	*	*	*	*	*	*	*	250V
FCD-1.25A	FCD-P-1.25A	1.25A	0.4489	*	*	*	*	*	*	*	*	*	250V
FCD-1.6A	FCD-P-1.6A	1.6A	1.243	*	*	*	*	*	*	*	*	*	250V
FCD-2A	FCD-P-2A	2A	2.204	*	*	*	*	*	*	*	*	*	250V
FCD-2.5A	FCD-P-2.5A	2.5A	1.995	*	*	*	*	*	*	*	*	*	250V
FCD-3.15A	FCD-P-3.15A	3.15A	4.271	*	*	*	*	*	*	*	*	*	250V
FCD-4A	FCD-P-4A	4A	12.22	*	*	*	*	*	*	*	*	*	250V
FCD-5A	FCD-P-5A	5A	24.20	*	*	*	*	*	*	*	*	*	250V
FCD-6.3A	FCD-P-6.3A	6.3A	51.30	*	*	*	*	*	*	*	*	*	250V
FCD-8A	FCD-P-8A	8A	102.2	*	*	*	*	*	*	*	*	*	250V
FCD-10A	FCD-P-10A	10A	204.7	*	*	*	*	*	*	*	*	*	250V
FCD-12 A	FCD-P-12A	12A	360.5	*	*	*	*	*	*	*	*	*	250V
FCD-12.5A	FCD-P-12.5A	12.5A	407.6	*	*	*	*	*	*	*	*	*	250V
FCD-15A	FCD-P-15A	15A	602.5	*	*	*	*	*	*	*	*	*	250V
FCD-16A	FCD-P-16A	16A	642.7	*	*	*	*	*	*	*	*	*	250V

#### Mechanical Dimensions: Inches [mm]

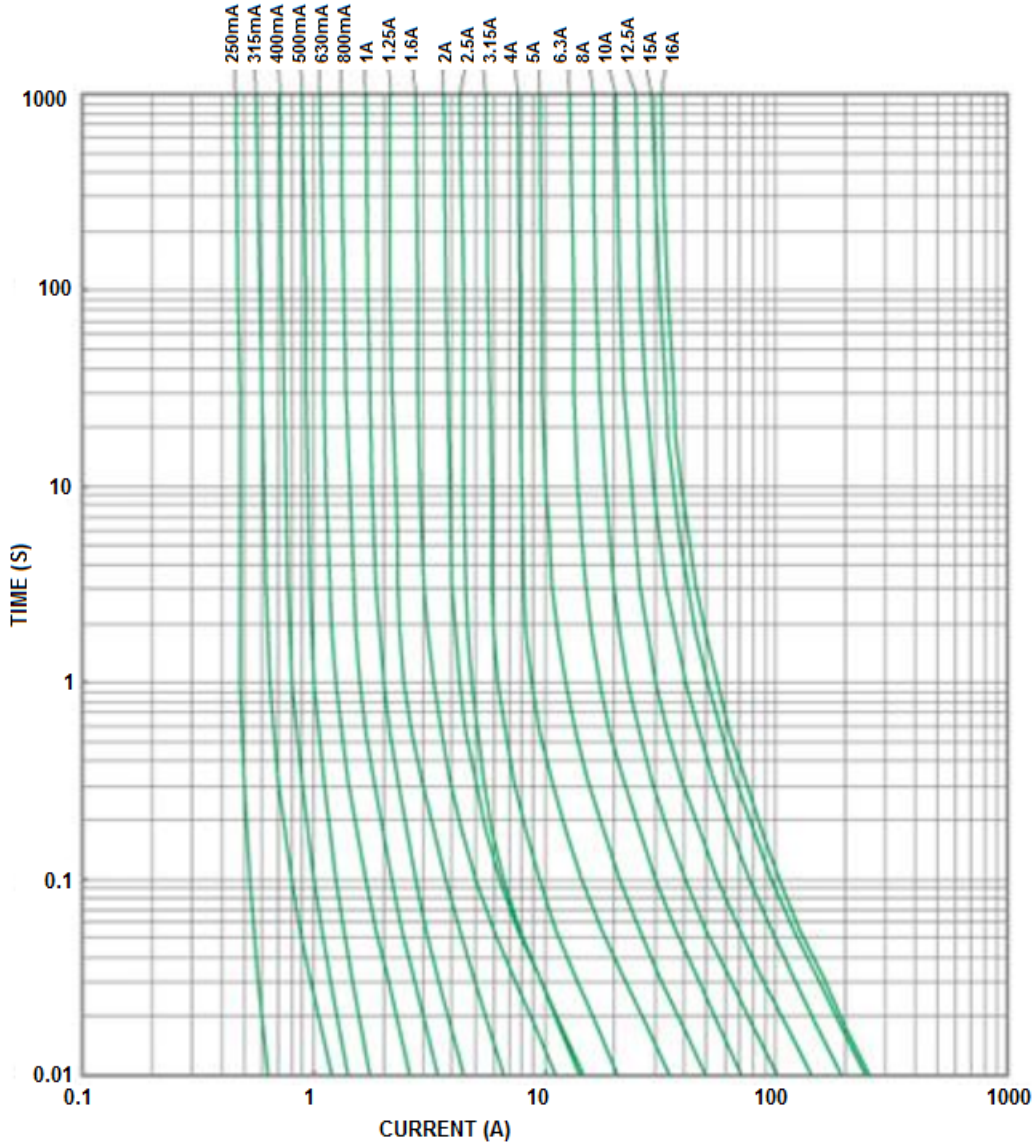



**Type FCD**  
**Fast Acting High Breaking Capacity**  
**5 x 20 mm Ceramic Fuse**



www.optifuse.com (619) 593-5050

**Part Number FCD**  
**TIME CURRENT CURVES**



<p><b>Warning:</b></p> 	<ul style="list-style-type: none"> <li>-Operation beyond the specified maximum ratings or improper use may result in damage and possible electrical arcing and/or flame.</li> <li>-Glass Fuse device are intended for occasional overcurrent protection. Application for repeated overcurrent condition and/or prolonged trip are not anticipated.</li> <li>-Avoid contact of Glass Fuse device with chemical solvent. Prolonged contact will damage the device performance.</li> </ul>
--	---

Note: All specifications subject to change without notice.

Rev G 04/2017 - Page: 2/2  
 Code: H01-01H