



Relays & Contactors > Relays > Power Relays



Relay Type: **General Purpose Power Relay**

Coil Magnetic System: **Monostable**

Coil Power Rating DC: **1.8 W**

Coil Resistance: **320 Ω**

Coil Special Features: **UL Coil Insulation Class B**

Features

Product Type Features

Relay Type	General Purpose Power Relay
------------	-----------------------------

Configuration Features

Coil Special Features	UL Coil Insulation Class B
Contact Arrangement	4 Form C 4PDT-CO
Contact Number of Poles	4

Electrical Characteristics

Insulation Initial Dielectric Between Open Contacts	1200 Vrms
Contact Limiting Making Current	10 A
Contact Limiting Short-Time Current	10 A
Contact Limiting Continuous Current	10 A
Insulation Initial Dielectric Between Adjacent Contacts	2200 Vrms
Insulation Initial Dielectric Between Contacts & Coil	2200 Vrms
Insulation Initial Resistance	100 MΩ
Contact Limiting Breaking Current	10 A
Coil Power Rating DC	1.8 W
Coil Resistance	320 Ω
Coil Voltage Rating	24 VDC
Contact Current Rating	10 A
Contact Switching Load (Min)	300mA @ 12V
Contact Voltage Rating	240 VAC

Body Features

Product Weight	85 g[2.988 oz]
----------------	----------------

Contact Features

Contact Material	AgCdO
------------------	-------

Termination Features

Relay Connection Type	Plug-In
Terminal Configuration	Quick Connect Terminals

Mechanical Attachment

Product Mount Type	Socket
--------------------	--------

Dimensions

Product Width	35.71 mm[1.4 in]
Product Length	38.89 mm[1.53 in]
Product Height	49.2 mm[1.93 in]

Usage Conditions

Environmental Category of Protection	RTI
Environmental Ambient Temperature (Max)	50 °C[122 °F]
Operating Temperature Range	-45 – 50 °C

Operation/Application

Current Type	DC
Coil Magnetic System	Monostable

Packaging Features

Packaging Method	Package
------------------	---------

Other

Length Class (Mechanical)	35 – 40 mm
Environmental Ambient Temperature Class	0 – 50 °C
Height Class (Mechanical)	40 – 50 mm
Coil Power Rating Class	1.5 W
Width Class (Mechanical)	30 – 40 mm
Contact Current Class	16 A

Product Compliance

[For compliance documentation, visit the product page on TE.com>](#)

EU RoHS Directive 2011/65/EU	Compliant with Exemptions
EU ELV Directive 2000/53/EC	Compliant
China RoHS 2 Directive MIIT Order No 32, 2016	Restricted Materials Above Threshold
EU REACH Regulation (EC) No. 1907/2006	<p>Current ECHA Candidate List: JUNE 2024 (241)</p> <p>Candidate List Declared Against: JUNE 2022 (224)</p> <p>SVHC > Threshold:</p> <p>Cadmium oxide (4.37% in Component)</p> <p>Article Safe Usage Statements: Use personal protective equipment as required. Do not eat, drink or smoke when using this product. Recycle if possible and dispose of the article by following all applicable governmental regulations relevant to your geographic location.</p>
Halogen Content	Not Yet Reviewed for halogen content
Solder Process Capability	Not applicable for solder process capability

Product Compliance Disclaimer

This information is provided based on reasonable inquiry of our suppliers and represents our current actual knowledge based on the information they provided. This information is subject to change. The part numbers that TE has identified as EU RoHS compliant have a maximum concentration of 0.1% by weight in homogenous materials for lead, hexavalent chromium, mercury, PBB, PBDE, DBP, BBP, DEHP, DIBP, and 0.01% for cadmium, or qualify for an exemption to these limits as defined in the Annexes of Directive 2011/65/EU (RoHS2). Finished electrical and electronic equipment products will be CE marked as required by Directive 2011/65/EU. Components may not be CE marked. Additionally, the part numbers that TE has identified as EU ELV compliant have a maximum concentration of 0.1% by weight in homogenous materials for lead, hexavalent chromium, and mercury, and 0.01% for cadmium, or qualify for an exemption to these limits as defined in the Annexes of Directive 2000/53/EC (ELV). Regarding the REACH Regulation, the information TE provides on SVHC in articles for this part number is based on the latest European Chemicals Agency (ECHA) 'Guidance on requirements for substances in articles' posted at this URL: <https://echa.europa.eu/guidance-documents/guidance-on-reach>

Compatible Parts



TE Part # 5-1393118-3
KUP-17D55-24=KU




TE Part # 2-1419106-2
27E867=SOCKET,KU,,ASSY,4 POLE,



TE Part # 4-1393143-0
27E419=SOCKET,KU,14, HARDMOUNT,PCB

Also in the Series | Potter & Brumfield KUP



Power Relays(71)

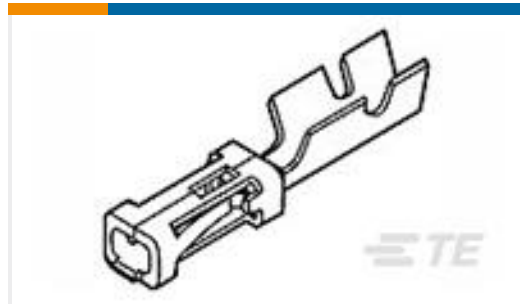


Relay Accessories(10)


Customers Also Bought



TE Part #749806-7
KIT,HDP-20,RCPT,SIZE 1, 9 POSN



TE Part #87523-5
MOD IV RECP PLTD SN




TE Part #3-87456-6
40 MODIV HSG DR MRKD .100CL



TE Part #YDTS26W15-19SAV001
PLUG ASSY




TE Part #2-1419108-8
RTD14005F




TE Part #CG3261-000
CI-FN10050




TE Part #YDBC50H-1832PNV001
HERM RECP



TE Part #1617005-8
B07D992BZ1-0286 = RELAY.



TE Part #ER9170-000
55LF0144-26-MST4CS3536



TE Part #ER9198-000
55LF0154-28-MLL5CS3536

Documents

CAD Files

Customer View Model

[ENG_CVM_CVM_5-1393118-0_D.2d_dxf.zip](#)

English

3D PDF

3D

Customer View Model

[ENG_CVM_CVM_5-1393118-0_D.3d_igs.zip](#)



English

Customer View Model

[ENG_CVM_CVM_5-1393118-0_D.3d_stp.zip](#)

English

By downloading the CAD file I accept and agree to the [Terms and Conditions](#) of use.

Datasheets & Catalog Pages

[KUP Series Panel Plug-in Relay](#)

English

Product Specifications

[Definitions General Purpose Relays](#)

English

Agency Approvals

[UL](#)

English