



文件版本:	0A
文件编号:	QR2205

客户名称: Customer: SFE	客户代码: Customer code:
客户料号: Customer No: COM-09119	客户机型: Customer product:

客户确认回复 Customer approval status:	签核 Signature	接受 Passed
		拒收 Rejected

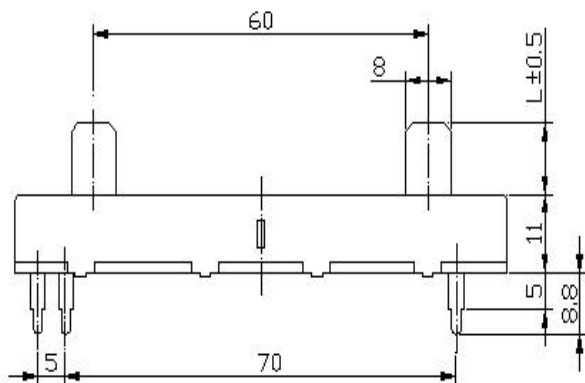
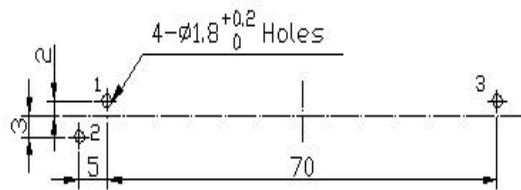
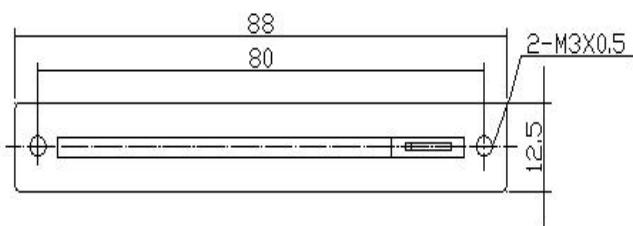
产品型号: Part No:	产品规格: Specification:
样品日期: Samples Date:	样品编号: Samples Lot No:

承认书包含以下内容:

This specification is composed of under mentioned:

序号: No:	项目: Item:	页码: Page:		
1	产品外形尺寸图 Product external drawing	1		
2	产品使用注意事项 Product usage announcements			
3	产品详细规格书 Product detailed specification	2-3		
4	阻值变化特性 Resistance characteristic	4		

品管部 Q·C Dept	工程部 R&D Dept	制造部 PRO·Dept	承辦 prepared By



MATERIAL	SL45V SL60V SL100V																		
LEVER TYPE	A-TYPE		C-TYPE		AC-TYPE		BH-TYPE												
DIMENSIONS																			
LENGTH(L)	L 10	15	20	25	21	L 10	15	20	25	27	8.5	L 9.5	10					L 15	20
	F 7	10	10	10	10	F 7	10	10	10	10	5	F 7	10						
	M 6	7	7	7	7							W 4	5						

					Unit mm	Scale 2.5:1	<b>APAI ELECTRONIC CO., LTD</b>				
			Designed MR.LIU	Checked KELVIN	Approved JOSH CHEN	Dwg.Title	SC608N-B10K-15A				
Zust	Design	Date	Name	2004-05-06			Dwg.Name	SC608N			
							No Allow± Number				
Material	Card Number	Disposal	Date Graphics	10Below± 0.2	10~100± 0.5	100Above± 0.8	Angle± 10°				

产品详细规格书  
Product detailed specification

适用型号：直滑 单双联系列

**一、外观要求: Appearance requirements**

序号 NO.	项目 ITEM	性能 PERFORMANCE
1	产品外观 Product appearance	产品无锈蚀、裂痕、电镀不良现象 Product without rust, crack, electroplating unhealthy phenomenon
2	包装方法 Packing method	按产品规格包装(数量正确,型号料号符合.....) According to the product specification packaging(with right quantity, type materials issue in compliance with.....)

**二、电气性能: Electrical characteristics**

序号 NO.	项目 ITEM	性能 PERFORMANCE
1	全阻值 Total resistance	<u>10 KΩ ± 20 %</u>
2	抵抗变化特性: Resistance taper	<input type="checkbox"/> A <input checked="" type="checkbox"/> B <input type="checkbox"/> C <input type="checkbox"/> D <input type="checkbox"/> W
3	残留阻值: Residual resistance	R≤10KΩ            ≤10Ω 10K<R<250KΩ   ≤20Ω R≥250K            ≤0.1% max. of total resistance
4	阻值變化特性範圍 Resistance Taper Characteristics	A50%            B50%            C50%            D50%            W50%
		15-25%            40-60%            75-85%            2-15%            45-55%
5	定格电力: Ratings power	B Taper: AC500V 0.5 W; Other Tapers: AC350V 0.25 W
6	聯 動 差 Gang Error	-40 ~ 0db ≤3 db
7	滑动杂音 Slider noise	100mV 以下 100mV max
8	绝缘抵抗 Insulation resistance	DC 250V, 100MΩ以上 100MΩ min. at DC 250V
9	耐电压 Voltage proof	1 minute at AC 300V

**三、机械性能: Mechanical characteristics**

序号 NO.	项目 ITEM	性能 PERFORMANCE
-----------	------------	-------------------

1	全滑動止強度 Stopper Strength	5 kgf.cm max. / 3 sec. From the base level to a point of 2mm
2	作動力 Operating Force	50 ~ 300 gf.cm
3	C.C.脫出力 Click slip-out force	50 ~ 350 gf.cm
4	軸心搖動接受力 Lever Wobble	2(2*L)/25 mm max. (L: lever length both side)
5	軸心壓入拉起強度 Lever Push-Pull Strength	5 kgf.cm max. at 10 sec.
6	柄的偏心率 Lever Deviation	0.5 max. ( one side)

#### 四、耐久性能:Anti-permeability

序号 NO.	項目 ITEM	性能 PERFORMANCE
1	滑动寿命 Rotational life	无负荷时，每小时 600 周，10000±200 周后阻值变化不超过±15%。 Permissible resistance change after 10,000±200 cycles on 600 r.p.h.without load ±15% max.

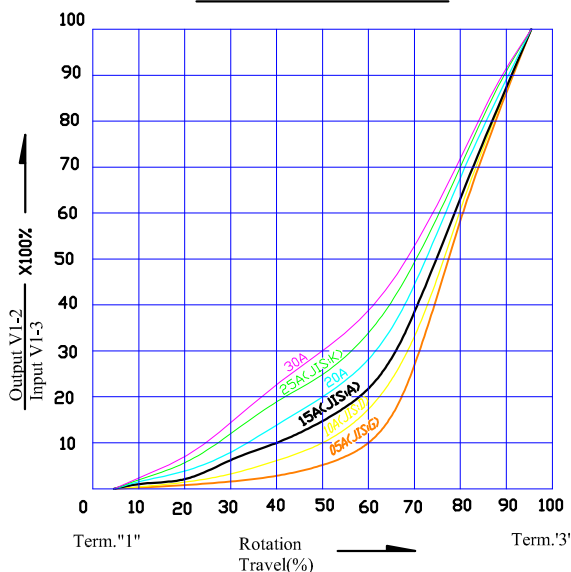
#### 五、焊锡方式: Solder way

序号 NO	項目 ITEM	性能 PERFORMANCE
1	手工焊锡 Manual welding	300°C±10°C 3S±1S
2	波峰焊接 Wave soldering	240°C±260°C 4S±0.5S

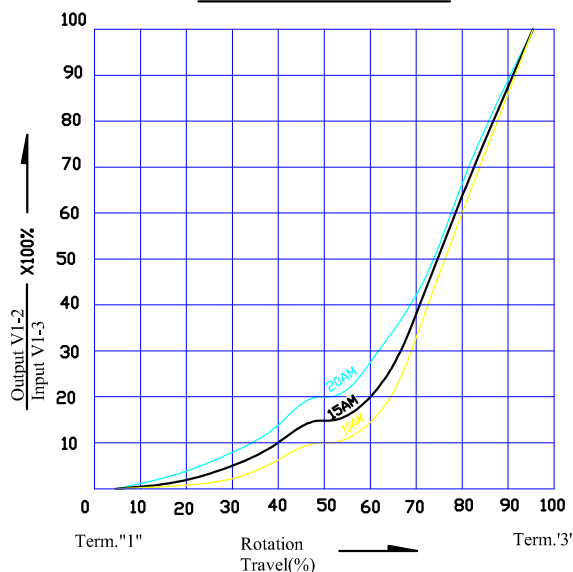
	制作 Designed	审核 Checked	核准 Approve

Pattern of resistance curve

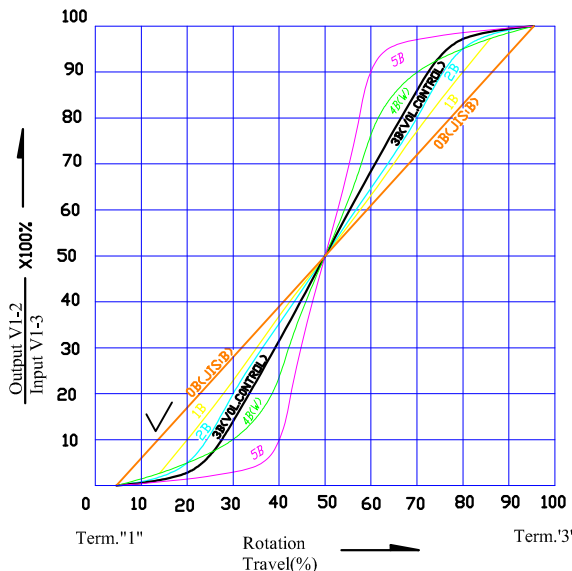
TAPERS (A) SERIES



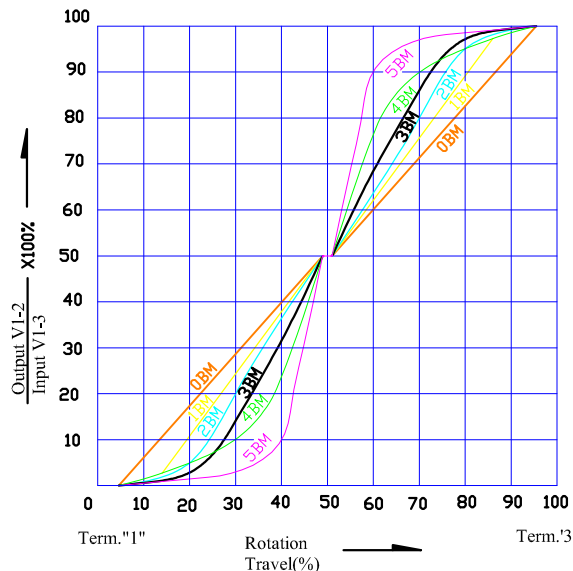
TAPERS (A) WITH 50% TAP



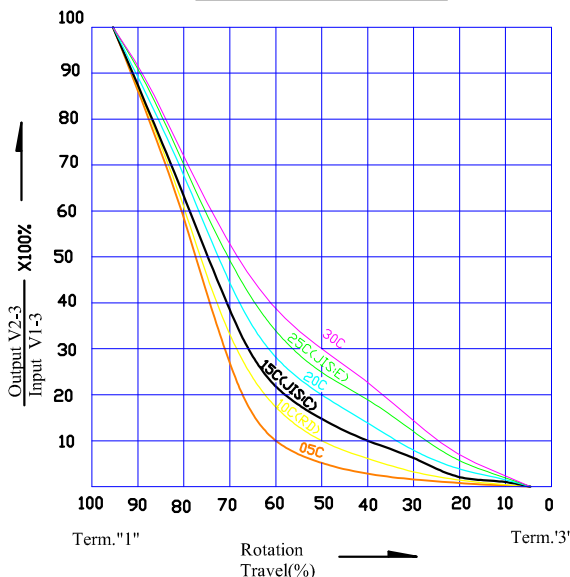
TAPERS (B) SERIES



TAPERS (B) WITH 50% TAP



TAPERS (C) SERIES



TAPERS (M) & (N)

