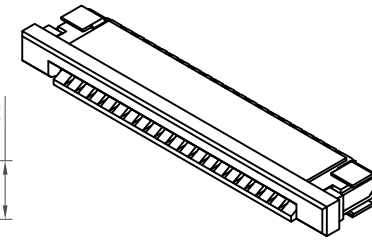
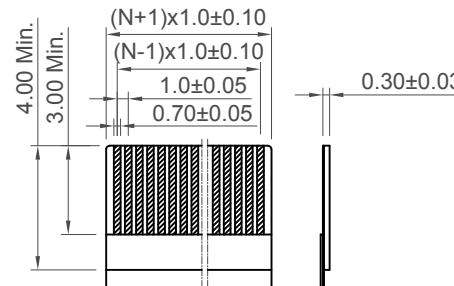
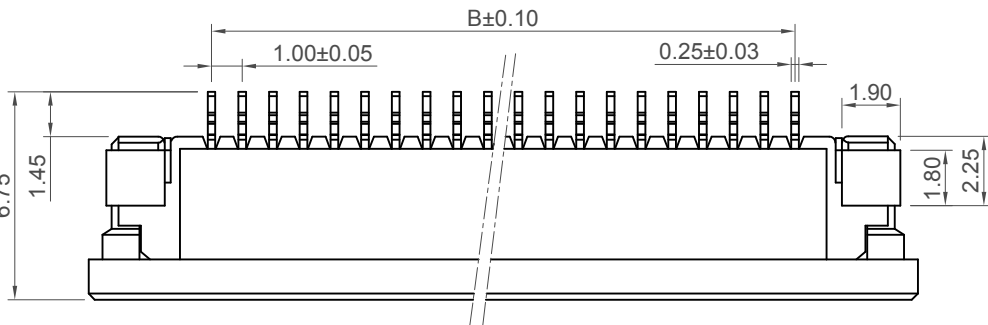


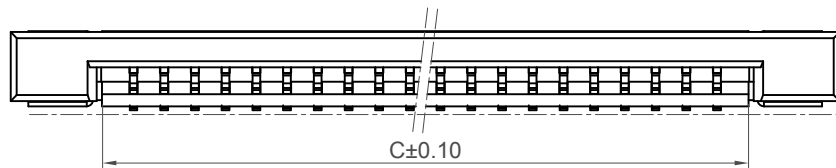
**Recommended PCB Layout**  
As viewed from component side  
 Solder Area Component Outline



No. of Contacts	Dimensions		
	A	B	C
* 4	11.0	3.00	5.10
* 5	12.0	4.00	6.10
* 6	13.0	5.00	7.10
* 7	14.0	6.00	8.10
* 8	15.0	7.00	9.10
* 9	16.0	8.00	10.10
* 10	17.0	9.00	11.10
* 11	18.0	10.00	12.10
* 12	19.0	11.00	13.10
* 13	20.0	12.00	14.10
* 14	21.0	13.00	15.10
* 15	22.0	14.00	16.10
* 16	23.0	15.00	17.10
* 17	24.0	16.00	18.10
* 18	25.0	17.00	19.10
19	26.0	18.00	20.10
* 20	27.0	19.00	21.10
21	28.0	20.00	22.10
* 22	29.0	21.00	23.10
23	30.0	22.00	24.10
* 24	31.0	23.00	25.10
* 25	32.0	24.00	26.10
* 26	33.0	25.00	27.10
* 27	34.0	26.00	28.10
* 28	35.0	27.00	29.10
29	36.0	28.00	30.10
* 30	37.0	29.00	31.10
31	38.0	30.00	32.10
* 32	39.0	31.00	33.10
33	40.0	32.00	34.10
* 34	41.0	33.00	35.10
* 35	42.0	34.00	36.10
* 36	43.0	35.00	37.10
37	44.0	36.00	38.10
* 38	45.0	37.00	39.10
39	46.0	38.00	40.10
* 40	47.0	39.00	41.10



**Recommended FFC/FPC Dimensions**  
Thickness 0.30±0.03



Solder tails co-planarity

	0.10	4-30 Contacts
	0.15	31-40 Contacts

**Specifications**

**Material**

Housing: Thermoplastic, UL 94V-0  
 Actuator: Thermoplastic, UL 94V-0  
 Contact: Phosphor Bronze  
 Fitting Nail: Brass

**Plating**

Contact: see ordering grid  
 Fitting Nail: Matte Tin Plating over Nickel

**Electrical**

Voltage Rating: 50V AC/DC max.  
 Current Rating : 0.4A AC/DC max.  
 Dielectric Strength: 250V AC for 1 minute  
 Insulation Resistance: 50 MΩ min.  
 Contact Resistance: 40 mΩ max.

**Mechanical & Environmental**

Durability: 20 Cycles  
 Operating Temperature: -25°C to +85°C  
 Solder Profile:  
 Peak Temp 260°C (+0/-5°C) max. (5 seconds)

**Ordering Grid**

**FFC3B07** - **XX** - **X** Request Samples and Quotation

No. of Contacts: 04 - 40 (see dimension table)  
 Contact Plating: **T** = Tin Plating over all (Standard)  
**G** = Gold Flash over all

Part Number		Product Description	
FFC3B07		FPC 1.0mm Pitch, Side Entry, Bottom Contact, SMT, Height=2.5mm, Slide Type	
Drawing Date		12th September 2019	
By	CC	Tolerances (Except as Noted)	Units:
Detail	FFC3B07 B PCN	Length X.X ± 0.15 X.XX ± 0.10	Metric (mm)
Revision	B	± 1°	
Date	12/12/19		



This drawing is confidential and copyright of Global Connector Technology, Ltd (GCT). This drawing must not be copied or disclosed without written consent. E & OE

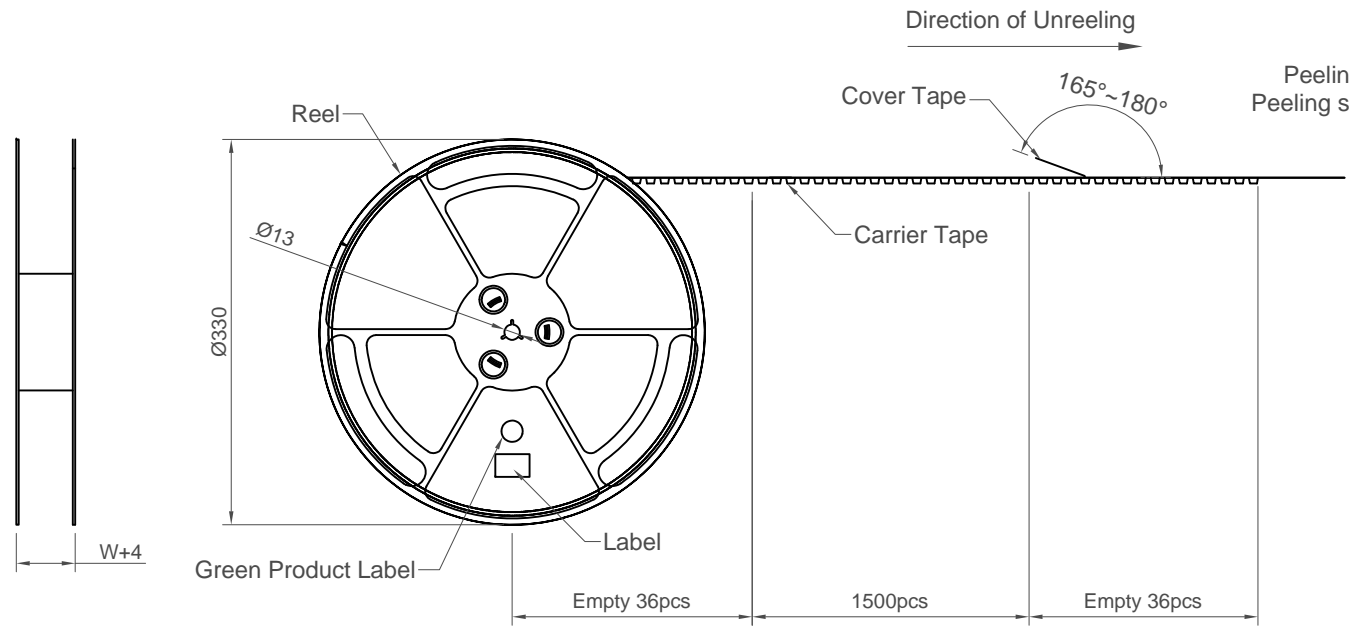


Not to Scale	Drawn By CC	Sheet No. 1/2
--------------	----------------	------------------

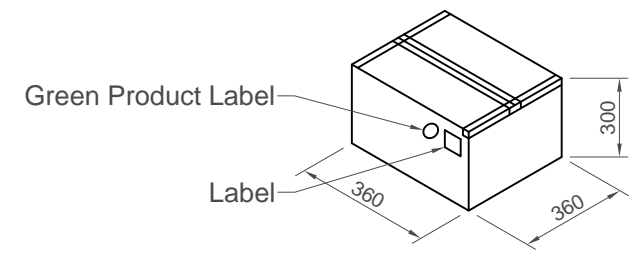
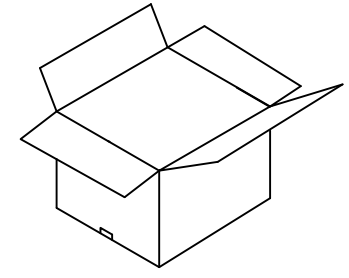
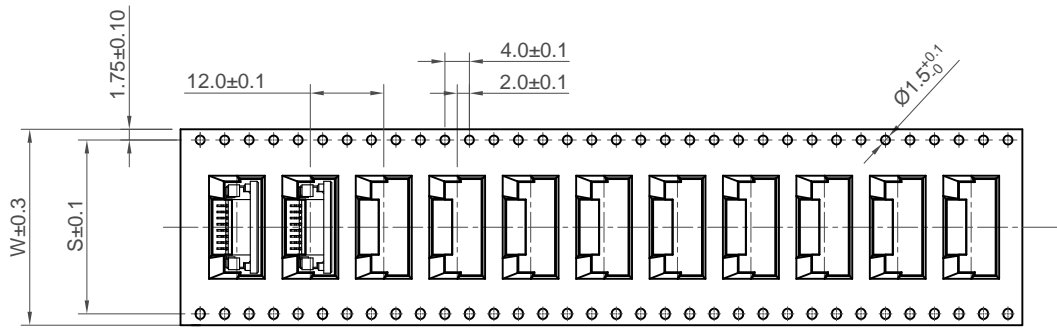
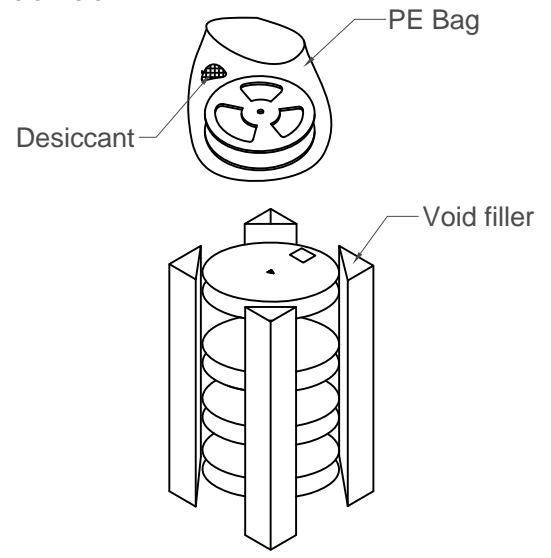
H  
G  
F  
E  
D  
C  
B  
A

1 2 3 4 5 6 7 8

H  
G  
F  
E  
D  
C  
B  
A



Peeling angle: 165°~180°  
Peeling strength: 0.3 ~ 0.9 N



No. of Contacts	W	S	Pcs/Reel	Reel/Carton	Pcs/Carton
4 ~ 8	24	N/A	1500	10	15000
9 ~ 14	32	28.4	1500	8	12000
15 ~ 23	44	40.4	1500	6	8000
24 ~ 40	56	52.4	1500	4	6000

Part Number		Product Description	
FFC3B07		FPC 1.0mm Pitch, Side Entry, Bottom Contact, SMT, Height=2.5mm, Slide Type	
Drawing Date		12th September 2019	
By	CC	Tolerances (Except as Noted)	Units:
Detail	FFC3B07 B PCN	Length	Metric (mm)
Revision	B	Angle	
Date	12/12/19		



This drawing is confidential and copyright of Global Connector Technology, Ltd (GCT). This drawing must not be copied or disclosed without written consent. E & OE



Not to Scale	Drawn By CC	Sheet No. 2/2
--------------	----------------	------------------

1 2 3 4 5 6 7 8