

1-406541-1 ✓ ACTIVE




TE Internal #: 1-406541-1

RJ45 Connector, Single Port, 1 x 1, Standard Connector Contact Density, Jack, Shielded, Cat 5, Inverted - Latch Up, 8 Position, Standard Profile

[View on TE.com >](#)

Connectors > Modular Jacks & Plugs > RJ45 Connectors



Modular Jack & Plug Interface Type: **RJ45**

Port Configuration: **Single Port**

Port Matrix Configuration: **1 x 1**

Modular Jacks & Plugs Products: **RJ Type Jacks & Plugs**

Connector Contact Density: **Standard**

Features

Product Type Features

Connector Product Type	Connector Assembly
Modular Jack & Plug Interface Type	RJ45
Modular Jacks & Plugs Products	RJ Type Jacks & Plugs
Modular Connector Style	Jack
Grounding Options	PCB and Panel Ground
Connector & Contact Terminates To	Printed Circuit Board

Configuration Features

Panel Ground Location	Top and Side, Top
Number of PCB Ground Tabs	2
Number of Panel Ground Tabs	6
Port Configuration	Single Port
Port Matrix Configuration	1 x 1
Connector Contact Density	Standard
Number of Positions	8
Number of Loaded Positions	8



PCB Mount Orientation	Right Angle
-----------------------	-------------

Body Features

Shield Plating Finish	Satin
PCB Ground Tab Location	-3.43 mm[-.135 in]
Shield Plating Material	Nickel
Shield Material	Copper Alloy
Modular Jack Latch Orientation	Inverted - Latch Up
Connector Profile	Standard

Contact Features

PCB Contact Termination Area Plating Material Finish	Matte
Contact Underplating Material	Nickel
PCB Contact Termination Area Plating Material	Tin
Contact Current Rating (Max)	.2 A, 1.5 A
Contact Mating Area Plating Material	Gold
Contact Base Material	Phosphor Bronze
Contact Mating Area Plating Material Thickness	.36 μ m[15 μ in]

Termination Features

Termination Method to Printed Circuit Board	Through Hole - Solder
Termination Post & Tail Length	2.54 mm[.1 in]

Mechanical Attachment

Panel Mount Feature	Without
Connector Mounting Type	Panel Mount

Housing Features

Mating Entry Location	Side
Centerline (Pitch)	1.02 mm[.04 in]
Housing Color	Black
Housing Material	High Temperature Thermoplastic

Dimensions

PCB Thickness (Recommended)	1.57 mm[.062 in]
Connector Height	13.34 mm[.525 in]

Usage Conditions

Operating Temperature Range	-40 – 85 °C[-40 – 185 °F]
-----------------------------	---------------------------



Operation/Application

Indicator Type	Not Illuminated
Shielded	Yes
Circuit Application	Signal

Industry Standards

UL Flammability Rating	UL 94V-0
Performance Category	Cat 5

Packaging Features

Packaging Quantity	441
Packaging Method	Box & Tray, Tray

Product Compliance

[For compliance documentation, visit the product page on TE.com>](#)

EU RoHS Directive 2011/65/EU	Compliant
EU ELV Directive 2000/53/EC	Compliant
China RoHS 2 Directive MIIT Order No 32, 2016	No Restricted Materials Above Threshold
EU REACH Regulation (EC) No. 1907/2006	Current ECHA Candidate List: JUNE 2024 (241) Candidate List Declared Against: JAN 2024 (240) Does not contain REACH SVHC
Halogen Content	Not Low Halogen - contains Br or Cl > 900 ppm.
Solder Process Capability	Wave solder capable to 265°C

Product Compliance Disclaimer

This information is provided based on reasonable inquiry of our suppliers and represents our current actual knowledge based on the information they provided. This information is subject to change. The part numbers that TE has identified as EU RoHS compliant have a maximum concentration of 0.1% by weight in homogenous materials for lead, hexavalent chromium, mercury, PBB, PBDE, DBP, BBP, DEHP, DIBP, and 0.01% for cadmium, or qualify for an exemption to these limits as defined in the Annexes of Directive 2011/65/EU (RoHS2). Finished electrical and electronic equipment products will be CE marked as required by Directive 2011/65/EU. Components may not be CE marked. Additionally, the part numbers that TE has identified as EU ELV compliant have a maximum concentration of 0.1% by weight in homogenous materials for lead, hexavalent chromium, and mercury, and 0.01% for cadmium, or qualify for an exemption to these limits as defined in the Annexes of Directive 2000/53/EC (ELV). Regarding the REACH Regulation, the information TE provides on SVHC in articles for this part number is based on the latest European Chemicals Agency (ECHA) 'Guidance on requirements for substances in articles' posted at this URL: <https://echa.europa.eu/guidance-documents/guidance-on-reach>

Compatible Parts



TE Part # 2337822-1
DISCR.ETH.MAG. 10/100 SINGLE SMT



TE Part # 2337822-4
DISCR.ETH.MAG. 10/100 SINGLE SMT POE



TE Part # 2337822-5
DISCR.ETH.MAG. 1GB SINGLE SMT POE



TE Part # 2337824-2
DISCR.ETH.MAG. 1GB DUAL SMT POE



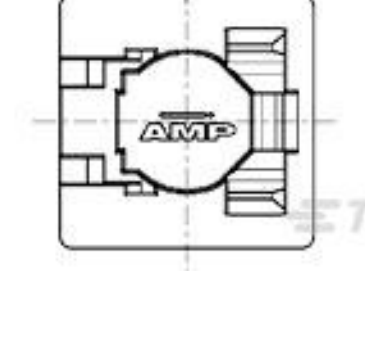
TE Part # 2337824-4
DISCR.ETH.MAG. 1GB DUAL SMT POE



TE Part # 2337826-1
DISCR.ETH.MAG. 10/100 QUAD SMT



TE Part # 5-2337822-1
DISCR.ETH.MAG. 10/100 SINGLE SMT



TE Part # 188729-1
8P.COVER/SOLD.STOP



TE Part # 2337822-2
DISCR.ETH.MAG. 1GB SINGLE SMT



TE Part # 2337823-1
DISCR.ETH.MAG. 10/100 SINGLE THT



TE Part # 2337823-2
DISCR.ETH.MAG. 10/100 SINGLE THT POE



TE Part # 2337823-3
DISCR.ETH.MAG. 1GB SINGLE THT



TE Part # 2337823-4
DISCR.ETH.MAG. 1GB SINGLE THT POE



TE Part # 2337825-1
DISCR.ETH.MAG. 10/100 DUAL THT



TE Part # 2337825-3
DISCR.ETH.MAG. 1GB DUAL THT



TE Part # 2337825-4
DISCR.ETH.MAG. 1GB DUAL THT POE



TE Part # 2337827-1
DISCR.ETH.MAG. 10/100 QUAD THT



TE Part # 5-2337822-2
DISCR.ETH.MAG. 1GB SINGLE SMT

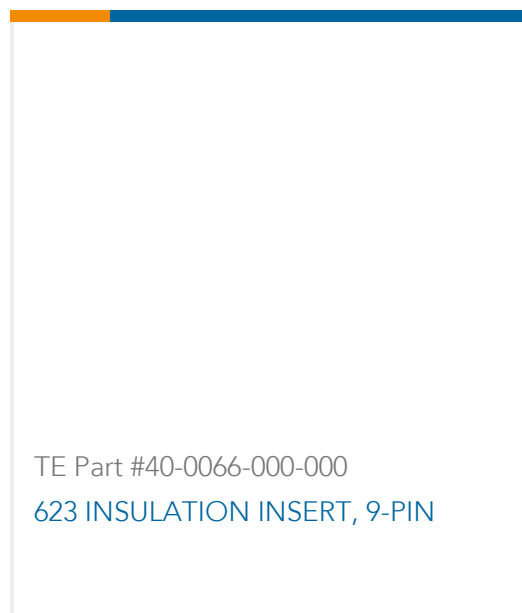
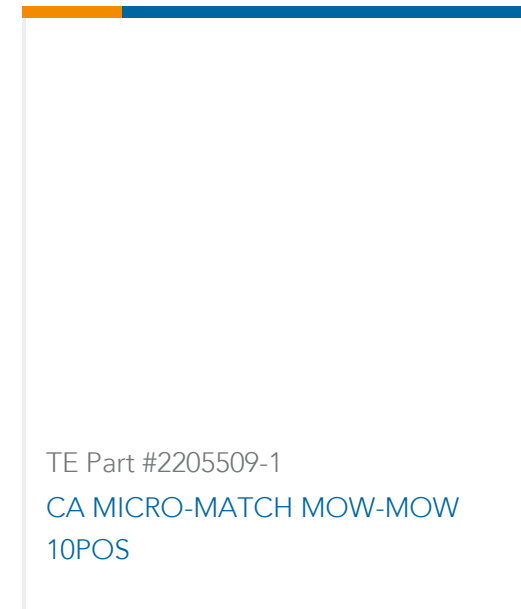
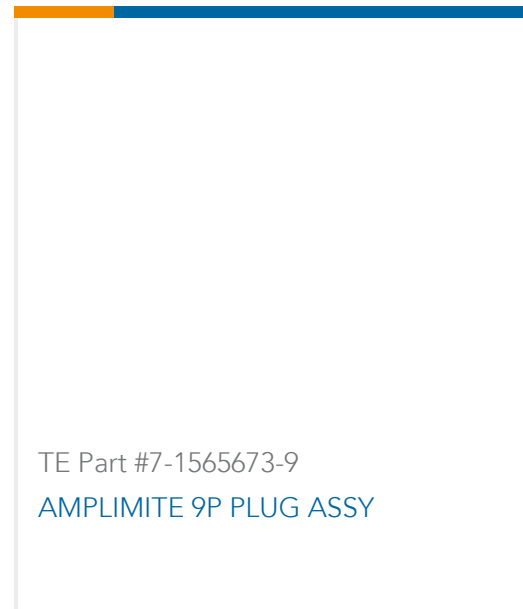


TE Part # 5-2337822-4
DISCR.ETH.MAG. 10/100 SINGLE SMT POE



TE Part # 5-2337822-5
DISCR.ETH.MAG. 1GB SINGLE SMT POE

Customers Also Bought



Documents

Product Drawings

MJ,INV,1X1,6PNL G,,100"ST,SN

English

CAD Files

3D PDF

3D

Customer View Model

ENG_CVM_CVM_1-406541-1_L.2d_dxf.zip

English

Customer View Model

ENG_CVM_CVM_1-406541-1_L.3d_igs.zip

English

Customer View Model

ENG_CVM_CVM_1-406541-1_L.3d_stp.zip

English

By downloading the CAD file I accept and agree to the [Terms and Conditions](#) of use.

Datasheets & Catalog Pages



[82066 - Modular Jacks and MRJ21 Product catalog - Single Port Modular Jacks section](#)

English

[1-1773464-9_MODULAR_JACKS_SINGLE_PORT_PCB_MOUNT](#)

English

[Product Specifications](#)

[Application Specification](#)

English

[Agency Approvals](#)

[UL Report](#)

English