




EJECT-A-DIP® Lock/Eject DIP Collet Sockets with Solder Tail Pins

FEATURES:

- Aries EJECT-A-DIP® is a rugged, solderable socket with a unique ejector/latch for fast in-field board maintenance.
- The latch locks in the connector or device, making it ideal for high vibration environments.
- The latch, when used as an ejector, removes DIP packages without pin damage.

SPECIFICATIONS:

- Latch and body are black UL-94V-0 Glass-filled 4/6 Nylon.
- Pin body is Brass Alloy 360 1/2 hard per UNS C36000 ASTM-B16-00.
- Pin body plating is either 10µ [2.5µm] min. Gold per MIL-G-45204 or 200µ [5.08µm] min. 93/7 Tin/Lead per ASTM B545 or 200µ [5.08µm] min. Tin per ASTM B545 Type 1 over 100µ [2.54µm] min. Nickel per SAE-AMS-QQ-N-290.
- 6-fingered collet contact is Beryllium Copper Alloy per UNS C17200 ASTM-B194-01.
- Contact plating is either 200µ [5.08µm] min. 93/7 Tin/Lead per ASTM B545 or 200µ [5.08µm] min. Tin per ASTM B545 Type 1 or 10µ [2.5µm] min. Gold per MIL-G-45204 over 50µ [1.27µm] min. Nickel per SAE-AMS-QQ-N-290. Heavy 30µ [7.6µm] Gold plating on contact also available.
- Contact current rating=3 Amps.
- Insulation resistance=10,000 MOhms @ 500 VDC.
- Withstanding voltage=1000 V RMS.
- Operating temp.= -67°F to 221°F [-55°C to 105°C] Tin plating, -67°F to 257°F [-55°C to 125°C] Gold.
- Insertion Force= 67g/pin; Withdrawal Force=30g/pin; Normal Force=45g/pin; based on .018 [.46] dia. test lead.



Note: Aries specializes in custom design and production. In addition to the standard products shown on this page, special materials, platings, sizes, and configurations can be furnished, depending on quantities. Aries reserves the right to change product specifications without notice.

ORDERING INFORMATION

XX-CXXX-1XXXXX

No. of pins ———
 Dim. "H" (see table) ———
 Solder tail pin ———

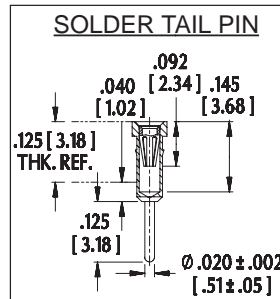
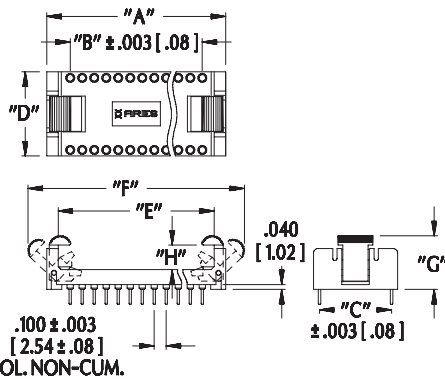
Optional plating suffix:
 H=Heavy Gold collet
 T=Tin collet/Tin Body
 TL=Tin/Lead collet & Body

Plating:
 0=Gold collet/Tin Body
 0TL=Gold collet/Tin/Lead Body
 1=Gold collet/Gold Body

Consult Data Sheet No. 12025 for EJECT-A-DIP® collet sockets with wire wrap pins.

All tolerances ± .005 [.13] unless otherwise specified

Suggested PCB hole size=.030 ± .002 [.76 ± .05] dia.



ALL DIMENSIONS: INCHES [MILLIMETERS]

No. of Pins	Catalog No.	Dim. A	Dim. B	Centers "C"	Dim "D"	Dim. "E"	Dim. "F"	Dim. "G"	Dim. "H"	
14	14-C280-XX	.950 [24.10]	.600 [15.24]	.300 [7.62]	.400 [10.16]	.770 [19.56]	1.300 [33.02]	.490 [12.45]	.280 [7.11]	
14	14-C195-XX	.950 [24.10]	.600 [15.24]	.300 [7.62]	.400 [10.16]	.770 [19.56]	1.300 [33.02]	.450 [11.43]	.194 [4.95]	
16	16-C280-XX	1.050 [26.70]	.700 [17.78]	.300 [7.62]	.400 [10.16]	.870 [22.10]	1.540 [39.12]	.490 [12.45]	.280 [7.11]	
16	16-C195-XX	1.050 [26.70]	.700 [17.78]	.300 [7.62]	.400 [10.16]	.870 [22.10]	1.390 [35.31]	.450 [11.43]	.195 [4.95]	
24	24-C300-XX	1.490 [37.85]	1.100 [27.94]	1.100 [27.94]	.600 [15.24]	.700 [17.78]	1.300 [33.02]	1.970 [50.04]	.570 [14.48]	.300 [7.62]
24	24-C212-XX	1.490 [37.85]	1.100 [27.94]	.600 [15.24]	.700 [17.78]	1.300 [33.02]	1.850 [47.00]	.490 [12.45]	.212 [5.39]	
24	24-C182-XX	1.490 [37.85]	1.100 [27.94]	.600 [15.24]	.700 [17.78]	1.300 [33.02]	1.800 [45.72]	.460 [11.68]	.182 [4.62]	
28	28-C300-XX	1.690 [42.90]	1.300 [33.02]	.600 [15.24]	.700 [17.78]	1.500 [38.10]	2.170 [55.12]	.570 [14.48]	.300 [7.62]	
28	28-C212-XX	1.690 [42.90]	1.300 [33.02]	.600 [15.24]	.700 [17.78]	1.500 [38.10]	2.050 [52.07]	.490 [12.45]	.212 [5.39]	
28	28-C182-XX	1.690 [42.90]	1.300 [33.02]	.600 [15.24]	.700 [17.78]	1.500 [38.10]	2.000 [50.80]	.460 [11.68]	.182 [4.62]	
32	32-C300-XX	1.890 [48.00]	1.500 [38.10]	.600 [15.24]	.700 [17.78]	1.700 [43.18]	2.540 [64.52]	.570 [14.48]	.300 [7.62]	
32	32-C212-XX	1.890 [48.00]	1.500 [38.10]	.600 [15.24]	.700 [17.78]	1.700 [43.18]	2.070 [52.58]	.490 [12.45]	.212 [5.39]	
32	32-C182-XX	1.890 [48.00]	1.500 [38.10]	.600 [15.24]	.700 [17.78]	1.700 [43.18]	2.200 [55.88]	.460 [11.68]	.182 [4.62]	
40	40-C300-XX	2.290 [58.20]	1.900 [48.26]	.600 [15.24]	.700 [17.78]	2.100 [53.34]	2.780 [70.61]	.570 [14.48]	.300 [7.62]	
40	40-C212-XX	2.290 [58.20]	1.900 [48.26]	.600 [15.24]	.700 [17.78]	2.100 [53.34]	2.650 [67.31]	.490 [12.45]	.212 [5.39]	
40	40-C182-XX	2.290 [58.20]	1.900 [48.26]	.600 [15.24]	.700 [17.78]	2.100 [53.34]	2.600 [66.04]	.460 [11.68]	.182 [4.62]	

ARIES
 ELECTRONICS, INC.
 http://www.arieselec.com • info@arieselec.com

NORTH AMERICA
 Frenchtown, NJ USA
 TEL: (908) 996-6841
 FAX: (908) 996-3891



EUROPE
 TEL: +44 870 240 0249
 FAX: +44 871 919 6033
 europe@arieselec.com



12024
 REV.F