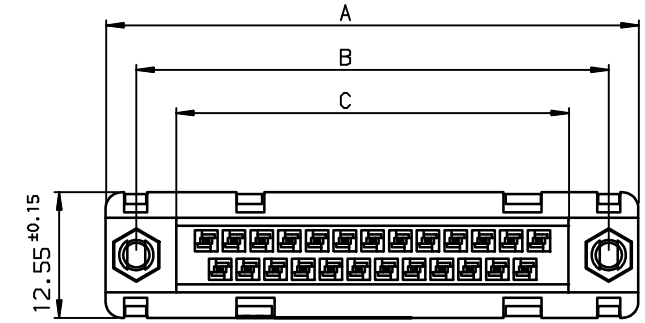

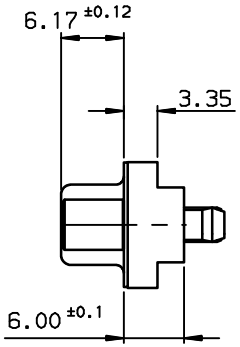

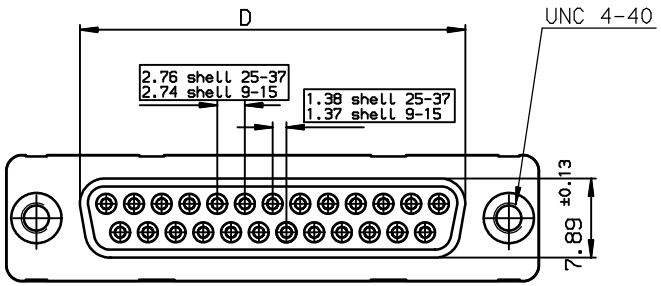

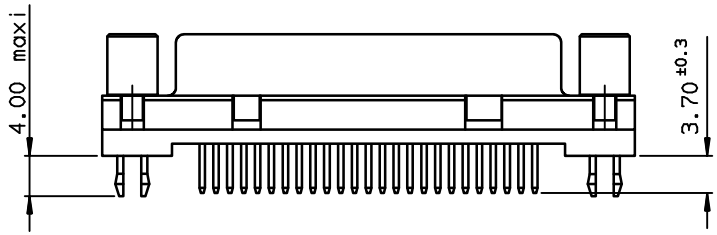

TIN LEAD PART NUMBER

SHELL	A±0.38	B±0.12	C±0.10	D±0.25	E±0.07	PART NUMBER
09	30.81	24.99	16.96	16.21	10.96	D09S24B.GV00
15	39.14	33.32	25.18	24.54	19.18	D15S24B.GV00
25	53.03	47.04	39.12	38.25	33.12	D25S24B.GV00
37	69.32	63.50	55.68	54.71	49.68	D37S24B.GV00

Plating: 4 --> flash AU
Plating: 6 --> 0.76µ AU

LEAD FREE PART NUMBER

SHELL	A±0.38	B±0.12	C±0.10	D±0.25	E±0.07	PART NUMBER
09	30.81	24.99	16.96	16.21	10.96	D09S24B.GV00LF
15	39.14	33.32	25.18	24.54	19.18	D15S24B.GV00LF
25	53.03	47.04	39.12	38.25	33.12	D25S24B.GV00LF
37	69.32	63.50	55.68	54.71	49.68	D37S24B.GV00LF

Plating: 4 --> flash AU
Plating: 6 --> 0.76µ AU

PC card drilling dimensions(after plating)

(thickness 2.40±0.20mm)

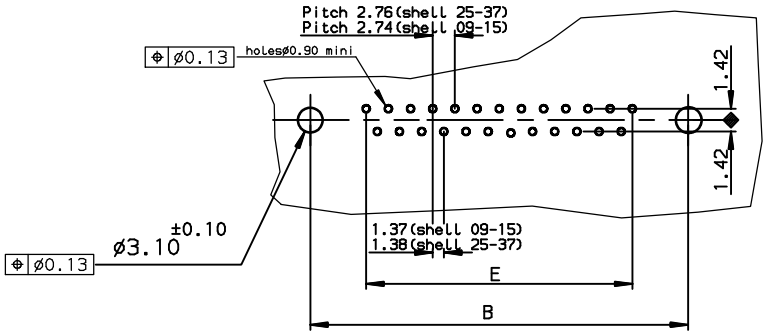

GENERAL CHARACTERISTICS AND ROHS INFORMATIONS:
SEE DRAWING C01-8646-0000

European Views

www.fciconnect.com			surface ISO 1302	tolerance std ISO 406 ISO 1101	projection	mm
			TOLERANCES UNLESS OTHERWISE SPECIFIED			
Dr	LELEON	1992/09/16	ANGULAR	LINEAR 0.X ±0.1	size A3	Scale 2
Eng	PESSON	1992/09/16		0.XX ±0.1		
Chr	LEGARE	1992/09/16	0.XX° ±2°	0.XXX ±0.1	ECN	LS06-0097
Appr	LEGARE	1992/09/16	Product family	D-SUB	Spec ref	-
title	FEMALE CONNECTOR STD EURO straight solder type for				dwg no	C01-8646-0124 Rev. F
catalog no	-				CUSTOMER	sheet 1 of 1

rev	ecn no	dr	date
B	-	-	1996/09/09
D	LS05-001	MPE	2005/03/10
E	LS05-0056	MPE	2005/06/24
F	LS06-0097	LGO	2006/07/29
-	-	-	-
-	-	-	-
-	-	-	-

REV F - 2006-04-17

Copyright FCI.

Downloaded from Arrow.com.

PDM: Rev:F STATUS:Released Printed: Jan 18, 2011