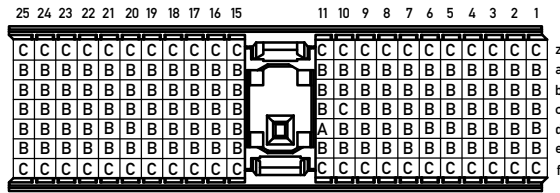
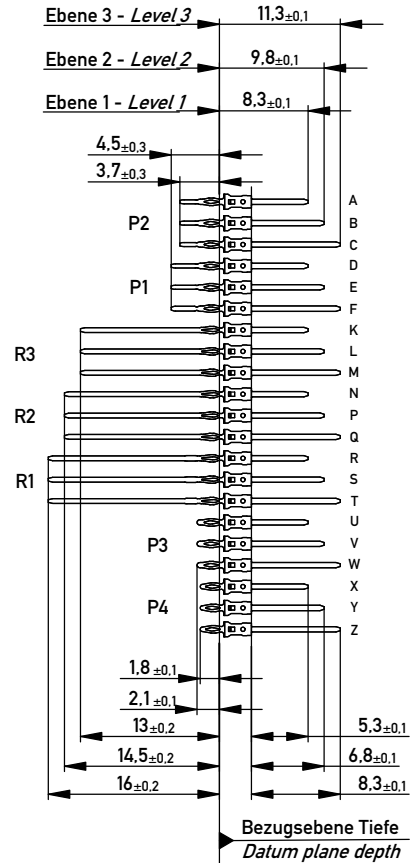
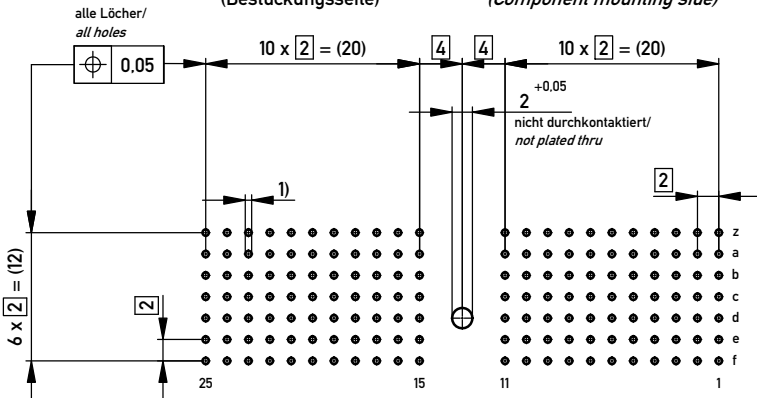


Bestückungsplan / contact layout



Lochbild für Leiterplatte  
(Bestückungsseite)

Board hole pattern  
(Component mounting side)



1)  $\phi 0.6 \pm 0.05$  Durchmesser des metallisierten Loches  
 $\phi 0.8 \pm 0.05$  Diameter of finished plated-through hole

Schichtaufbau im metallisierten Loch siehe Zeichnung 164062 Nr.1  
Metal plating of plated-through hole see drawing 164062 No.1

Fehlende Maße und Angaben nach IEC 61076-4-101  
Missing information and dimensions per IEC 61076-4-101

Variante 123964 beachten!

<p>Information: P2 Level 1, 2, 3 siehe Bestückungsplan / see contact layout Anforderungsstufe 2 / class 2</p> <p>All rights reserved. Only for Information. To ensure that this is the latest version of this drawing, please contact one of the ERNI companies before using.</p> <p>ERNI www.ERNI.com</p>	<p>Tolerances</p> <p>All Dimensions in mm</p>	<p>Scale 2:1</p>	<p>Designation</p> <p><b>ERmet Messerleiste A</b> <i>ERmet Male Wide Type A</i></p> <p><b>064097</b></p> <p>i A3</p>	
	<p>Subject to modification without prior notice. Drawing will not be updated.</p>			
<p>e 24.04.2015</p>	<p>Date</p>			

Copyright by ERNI Production GmbH & Co. KG  
Proprietary notice pursuant to ISO 16068 to be observed.