

# 537 RS series



## features



- Ø8.1mm mounting
- Product will operate over a wide input voltage range
- Bright nickel plated brass housing, sealed to IP67
- Fully internally potted to resist shock and vibration
- Colour diffused lens
- True bi-polar product for low voltage DC applications
- Other voltages, including DC options are available
- Pack Quantity = 10 Pieces

## specifications

Typical characteristics (Ta = 25°C)

RS Part Number	Marl Part Number	Colour	Voltage Vac/dc	Current DC (mA)	Luminous Intensity (mcd)	Wave Length (nm)	Operating Temp. (°C)	Storage Temp. (°C)	De-rating Graphs
469856	537-501-63	Red	12-28	6-16	600	630	-40 - +80	-40 - +100	D
6667151	537-501-75	Red	110 Vac	7	600	630	-40 - +80	-40 - +100	D
469890	537-521-63	Yellow	12-28	6-16	600	585	-40 - +80	-40 - +100	D
6667160	537-521-75	Yellow	110 Vac	7	600	585	-40 - +80	-40 - +100	D
469913	537-532-63	Green	12-28	6-16	800	515	-40 - +80	-40 - +100	F
6667163	537-532-75	Green	110 Vac	7	800	515	-40 - +80	-40 - +100	F
469901	537-930-63	Blue	12-28	6-16	230	465	-30 - +85	-40 - +100	U
6667167	537-930-75	Blue	110 Vac	7	230	465	-30 - +85	-40 - +100	U
469917	537-997-63	White	12-28	6-16	1100	* See below	-30 - +85	-40 - +100	I
6667176	537-997-75	White	110 Vac	7	1100	* See below	-30 - +85	-40 - +100	I

997F-C	*Typical emission colour White			
x	0.31	-	-	-
y	0.32	-	-	-

^ = Voltage for 20mA product is Vf at 20mA, not Vopr

- Products must be de-rated according to the de-rating information. Each de-rating graph refers to specific LEDs. Please refer to graphs on page 3.

- Luminous intensity is measured at 20mA on a discrete LED unless otherwise stated.

- Intensities (Iv) and colour shades of white (x, y co-ordinates) may vary between LEDs within a batch

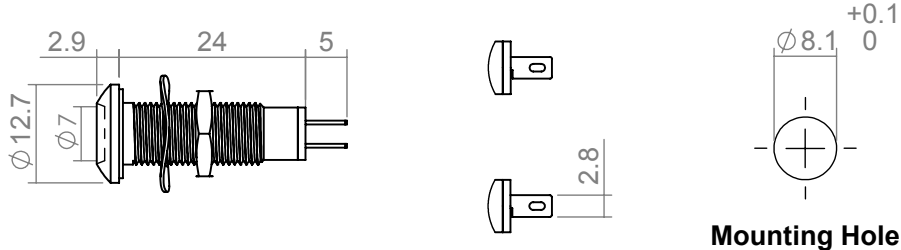
© marl international limited technical documentation has been designed by marl international limited for the intention of providing information, which must not be copied or released to a third party without prior written consent from marl international limited. the information provided does not constitute part of any order or contract and should not be regarded as a representation relating to either products or service. no responsibility can be assumed for inaccuracies or printing errors. marl international limited reserve the right to alter without notice the specification or any conditions of supply for product or service.



# 537 RS series



## technical data



Mounting Hole

Mounting hole to be clean and burr free.

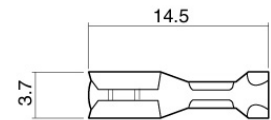
Dimensions in mm (typical)

Not to scale

## housing material

## push on connectors

<b>Body</b>	Nickel Plated Brass to BS 2874 CZ121
<b>Nut</b>	Stainless Steel Grade 303
<b>Panel Seal</b>	Viton
<b>Termination</b>	Copper with Silver flash finish
<b>Lens</b>	Polycarbonate
<b>Encapsulation</b>	PC5430
<b>Lock Washer</b>	Zinc Plated Steel
<b>Header</b>	Nylon 6 A82



925-000-00 is brass tin plated - for use with 537 series lamps

Dimensions in mm (typical). Not to scale.

## technical characteristics

Series	Max. Power Dissipation	Max. Reverse Voltage	Panel Cutout	Nut Mounting Torque	Min. Mounting Centres	Max. Panel Thickness
537	825	N/A	8.1	0.65	14.5	1.5 - 13.0
units	mW	Vdc	mm	Nm	mm	mm

\* = Current version

^ = Voltage version

© marl international limited technical documentation has been designed by marl international limited for the intention of providing information, which must not be copied or released to a third party without prior written consent from marl international limited. the information provided does not constitute part of any order or contract and should not be regarded as a representation relating to either products or service. no responsibility can be assumed for inaccuracies or printing errors. marl international limited reserve the right to alter without notice the specification or any conditions of supply for product or service.

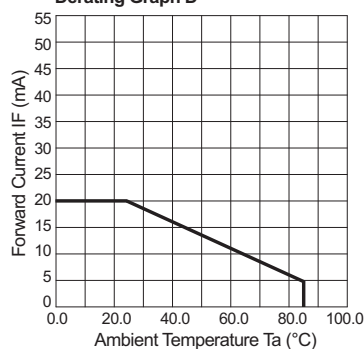


# 537 RS series

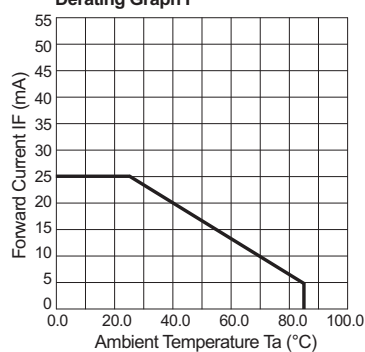


## de-rating information

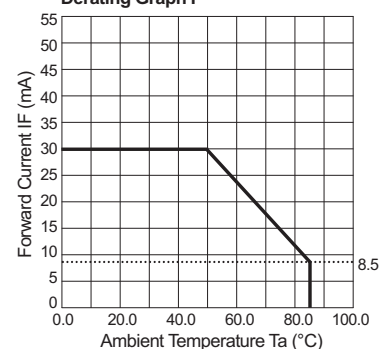
Derating Graph D



Derating Graph F



Derating Graph I



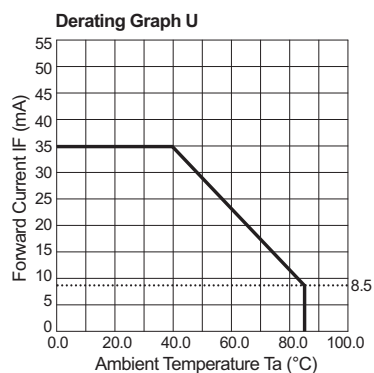
© marl international limited technical documentation has been designed by marl international limited for the intention of providing information, which must not be copied or released to a third party without prior written consent from marl international limited. the information provided does not constitute part of any order or contract and should not be regarded as a representation relating to either products or service. no responsibility can be assumed for inaccuracies or printing errors. marl international limited reserve the right to alter without notice the specification or any conditions of supply for product or service.



# 537 RS series



## de-rating information continued



© marl international limited technical documentation has been designed by marl international limited for the intention of providing information, which must not be copied or released to a third party without prior written consent from marl international limited. the information provided does not constitute part of any order or contract and should not be regarded as a representation relating to either products or service. no responsibility can be assumed for inaccuracies or printing errors. marl international limited reserve the right to alter without notice the specification or any conditions of supply for product or service.



# 537 RS series



## design considerations

### Electro-Static Discharge (ESD)

Build up of electro-static discharge occurs in many situations involving people moving and handling products. The range of possible situations is very diverse but voltage levels as high as several thousand volts can and do arise in many individual situations. When an operator charged up to these levels handles a static sensitive device, there is a very probable likelihood that the device will be irreversibly damaged. It is essential that precautions are taken at all stages during manufacture and assembly of these products. Although LEDs were never considered to be static sensitive devices, changes in manufacturing technology and materials used to produce higher intensity products over a large range of the wavelength spectrum have changed this. Marl has an approved system of ESD control from goods in, through production and into final packing and despatch. Marl recommend all users of LED based products follow the guidelines of BS 100015.

### Power De-Rating

The forward voltage/ current value of an LED is dependant upon the ambient temperature of the environment in which it is operated. Therefore, care must be taken to operate the LED at the correct voltage/ current values, depending upon the ambient temperature. Consequently, a recommendation regarding operating voltages and currents is given in order to address these temperature effects. This recommendation is termed 'de-rating'. It is usual for forward voltages and currents to be specified for ambient temperature of 25°C. However, because the values of these qualities vary with temperature, please refer to the de-rating graphs for correct operation. Marl accept no liability for any product that is operated higher than the stated voltage.

© marl international limited technical documentation has been designed by marl international limited for the intention of providing information, which must not be copied or released to a third party without prior written consent from marl international limited. the information provided does not constitute part of any order or contract and should not be regarded as a representation relating to either products or service. no responsibility can be assumed for inaccuracies or printing errors. marl international limited reserve the right to alter without notice the specification or any conditions of supply for product or service.

