



AK9730AJF21

IR Sensor for NDIR Gas Sensing

1. General Description

The AK9730AJF21 is a small mid-infrared quantum photo diode made of AlInSb. It can work at room temperature by AKM unique compound semiconductor technology, which realizes the high sensitivity, high speed response, and high reliability. This sensor is optimized to NDIR flammable gas sensing application.

2. Features

- High Sensitivity
Signal-to-noise ratio is three times higher than conventional thermopiles.
- High Speed Response (~100kHz)
- High Reliability
- No bias voltage needed
- Built in an Optical Band Pass Filter (CWL: 3.32 μ m)
- 3mm x 3mm small surface mount type plastic package

3. Applications

- NDIR gas sensor
CH₄, R32 etc.

4. Table of Contents

1. General Description.....	1
2. Features	1
3. Applications	1
4. Table of Contents	2
5. Block Diagram and Functions	3
5.1. Block Diagram	3
5.2. Functions	3
6. Pin Configurations and Functions	3
6.1. Pin Configurations	3
6.2. Functions	4
7. Absolute Maximum Ratings	4
8. Recommended Operating Conditions.....	4
9. Electrical Characteristics	4
10. Optical Filter Specification.....	5
11. Recommended External Circuits	6
12. Package.....	7
12.1. Outline Dimensions	7
12.2. Pad Dimensions.....	7
12.3. Marking	8
13. Precautions.....	9
14. Ordering Guide.....	9
15. Revision History	9
IMPORTANT NOTICE	10

5. Block Diagram and Functions

5.1. Block Diagram

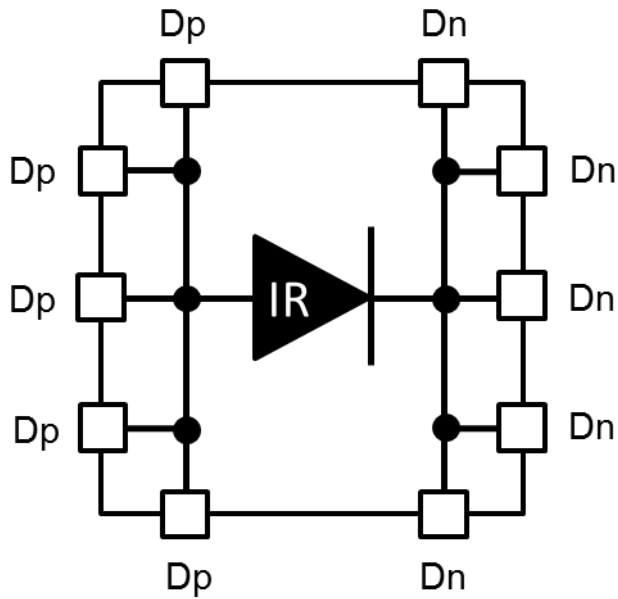


Figure 5.1 Block Diagram

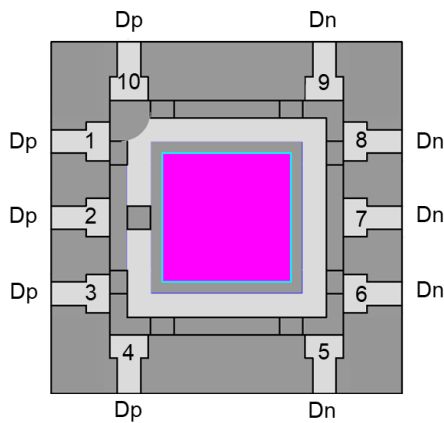
5.2. Functions

Table 5.1 Block Functions

Block	Function
IR	Mid-infrared photo diode

6. Pin Configurations and Functions

6.1. Pin Configurations



Top View

Figure 6.1 Pin Configurations

6.2. Functions

Table 6.1 Pin Functions

Pin No.	Name	I/O	Functions
1, 2, 3, 4, 10	Dp	—	p-type output pin
5, 6, 7, 8, 9	Dn	—	n-type output pin

7. Absolute Maximum Ratings

Table 7.1 Absolute Maximum Ratings

Parameter	Symbol	Min.	Max.	Unit
Operating Temperature (*1)	Ta	-40	85	°C
Storage Temperature	Tstg	-40	85	°C

Notes

Operation exceeding the absolute maximum ratings may result in permanent damage to the device.

Normal operation is not guaranteed at these extremes.

*1: Non-condensing

8. Recommended Operating Conditions

Table 8.1 Recommended Operating Conditions

Parameter	Symbol	Min.	Typ.	Max.	Unit
Input Voltage	Vin	-10	0	10	μV

9. Electrical Characteristics

Table 9.1 Electrical Characteristics

Unless otherwise specified, Ta = 25°C

Parameter	Symbol	Min.	Typ.	Max.	Unit
Output Current (*2)	Ip	2.9	7.5	14.2	nA
Internal Resistance (*3)	Ro	15	97	250	kΩ

Notes

*2: The calibrated lamps are used as the light source in the final test.

The lamp is calibrated so that the following specifications can be confirmed in the final test.

Measurement conditions:

- Light source

Blackbody furnace with diameter = 22.2mm

Surface temperature = 500°C

- Distance

AK9730AJF21 to blackbody = 10cm.

- The soda glass is placed between the sensor and the blackbody furnace.

- Measured by a 10Hz lock-in amplifier.

*3: Measurement conditions:

- Average value at ±500nA output.

10. Optical Filter Specification

Table 10.1 Optical Filter Specification

Ta = 25°C, Angle of incidence = 0°

Parameter	Symbol	Min	Typ	Max	Unit
Center wavelength	CWL	3.28	3.32	3.36	μm
Full width at half maximum	FWHM	0.17	0.19	0.21	μm
Peak transmission intensity	Tpeak	80	-	-	%

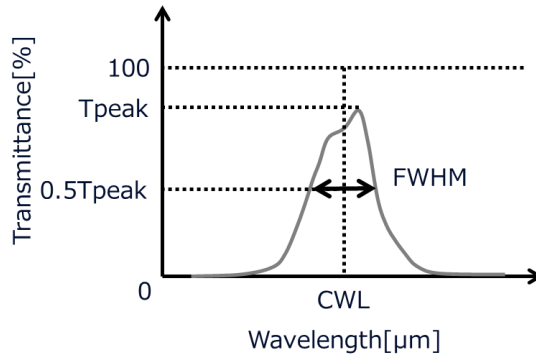


Figure 10.1 Definition of CWL, FWHM and Tpeak

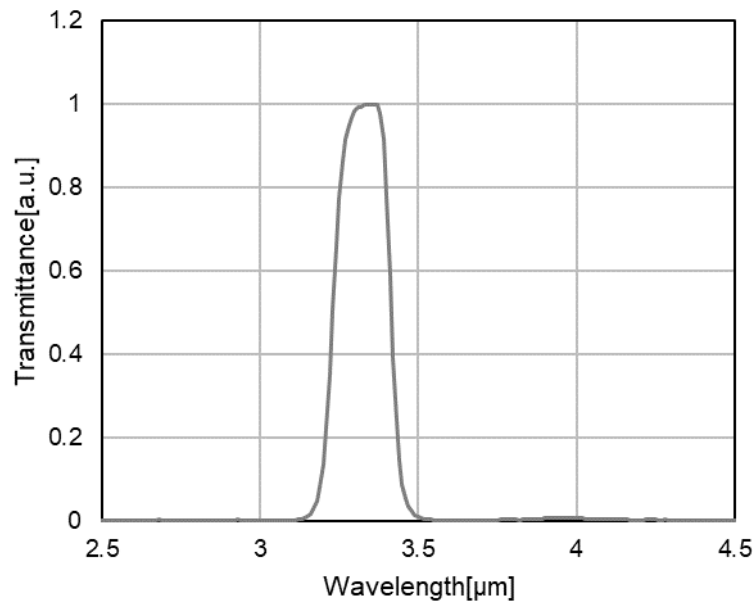


Figure 10.2 Optical filter transmittance (Reference)

11. Recommended External Circuits

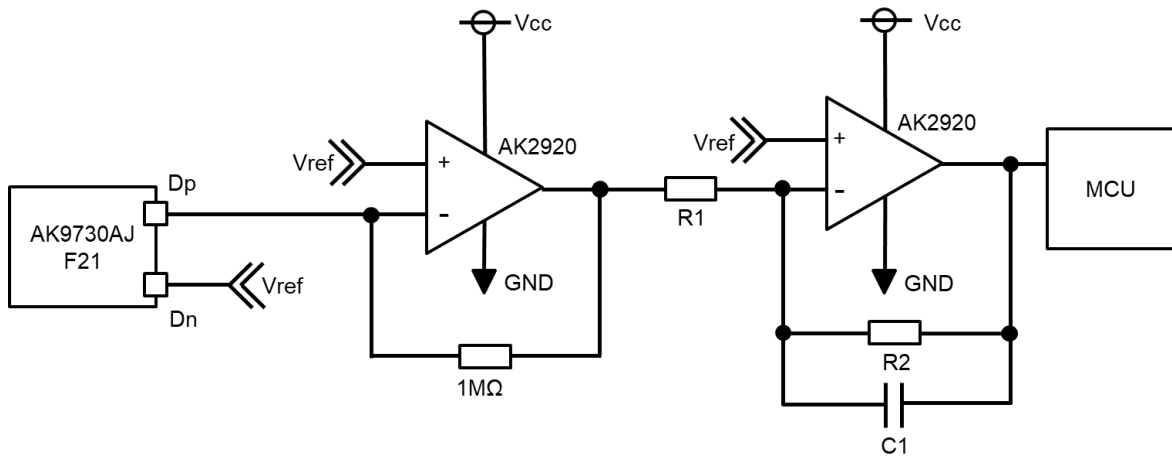


Figure 11.1 Recommended external circuits

*Vref level is between Vcc level and GND level.

*R1, R2, and C1 should be optimized for the application.

12. Package

12.1. Outline Dimensions

Unit: mm

Unless otherwise specified: ± 0.1 mm

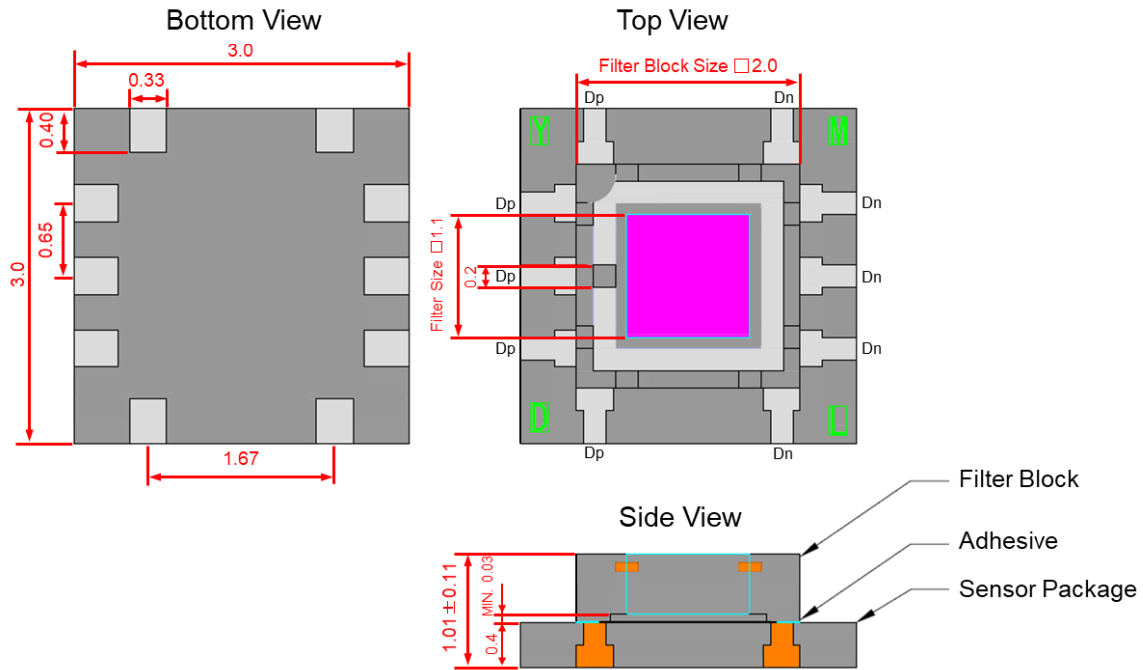


Figure 12.1 Outline Dimensions

12.2. Pad Dimensions

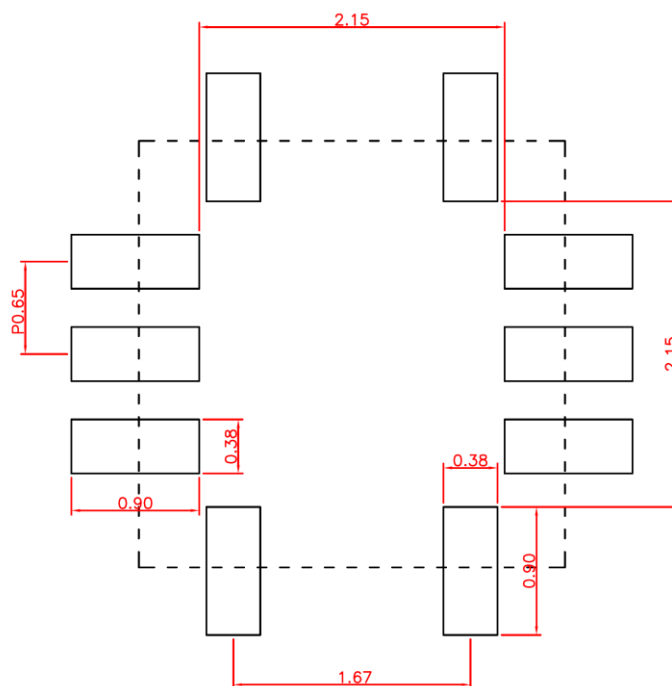
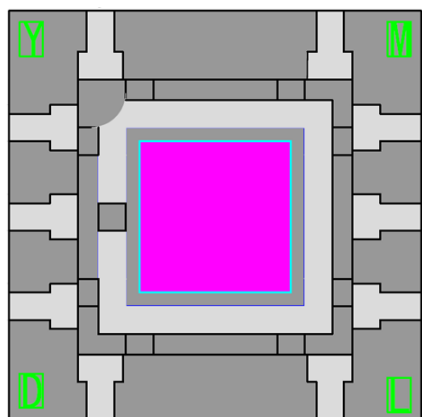


Figure 12.2 Pad Dimensions

12.3. Marking



Y (Year)		M (Month)		D (Day)		L (Lot)	
Mark	Year	Mark	Month	Mark	Day	Mark	Lot
0	2020	C	Jan.	1	1	1	1
1	2021	D	Feb.	2	2	2	2
2	2022	E	Mar.	3	3	3	3
3	2023	F	Apr.	4	4	4	4
4	2024	G	May.	5	5	5	5
5	2025	H	Jun.	6	6	6	6
6	2026	J	Jul.	7	7	7	7
7	2027	K	Aug.	8	8	8	8
8	2028	L	Sep.	9	9	9	9
9	2019	M	Oct.	0	10	0	10
		N	Nov.	A	11	A	11
		P	Dec.	B	12	B	12
				C	13	C	13
				D	14	D	14
				E	15	E	15
				F	16	F	16
				G	17	G	17
				H	18	H	18
				J	19	J	19
				K	20	K	20
				L	21	L	21
				N	22	M	22
				P	23	N	23
				R	24	P	24
				S	25	R	25
				T	26	S	26
				U	27	T	27
				V	28	U	28
				W	29	V	29
				X	30	W	30
				Y	31	X	31
						Y	32
						Z	33

13. Precautions

<Electrostatic Discharge (ESD)>

This product is sensitive to Electrostatic Discharge (ESD). When handling the product, please be careful about the following matters.

- When you handle the product, please work in the environment to protect against static electricity (ex. more than 40%RH).
- Always use an ESD wrist strap and wear antistatic clothes.
- Please take electrostatic measures of the container etc. where the product touches directly.

<Storage Environment>

Please avoid exposed to direct sunlight. Please keep it as much as possible at room temperature and normal humidity. The desirable condition is 5 ~ 35 °C and 40 ~ 85%RH. In addition, please keep the product away from the chlorine gas and the causticity gas. When this product is kept in inappropriate environment, it may influence product properties.

<Other Precautions>

As Gallium Arsenide (GaAs) and Aluminum Indium Antimonide (AlInSb) are used for this product, please be careful about the following matters.

- 1) Please do not take this product to burning and melting and destroys, chemical processing etc..
- 2) When you discard this product, please handle it according to related laws and your regulations on waste disposal.

Please be careful not to damage and pollute the sensor surface because the sensor properties may change.

14. Ordering Guide

AK9730AJF21 -40 ~ 85°C 10-pin SON Industrial Grade

15. Revision History

Date (Y/M/D)	Revision	Reason	Page	Contents
19/3/18	00	First Edition		

IMPORTANT NOTICE

0. Asahi Kasei Microdevices Corporation (“AKM”) reserves the right to make changes to the information contained in this document without notice. When you consider any use or application of AKM product stipulated in this document (“Product”), please make inquiries the sales office of AKM or authorized distributors as to current status of the Products.
1. All information included in this document are provided only to illustrate the operation and application examples of AKM Products. AKM neither makes warranties or representations with respect to the accuracy or completeness of the information contained in this document nor grants any license to any intellectual property rights or any other rights of AKM or any third party with respect to the information in this document. You are fully responsible for use of such information contained in this document in your product design or applications. **AKM ASSUMES NO LIABILITY FOR ANY LOSSES INCURRED BY YOU OR THIRD PARTIES ARISING FROM THE USE OF SUCH INFORMATION IN YOUR PRODUCT DESIGN OR APPLICATIONS.**
2. The Product is neither intended nor warranted for use in equipment or systems that require extraordinarily high levels of quality and/or reliability and/or a malfunction or failure of which may cause loss of human life, bodily injury, serious property damage or serious public impact, including but not limited to, equipment used in nuclear facilities, equipment used in the aerospace industry, medical equipment, equipment used for automobiles, trains, ships and other transportation, traffic signaling equipment, equipment used to control combustions or explosions, safety devices, elevators and escalators, devices related to electric power, and equipment used in finance-related fields. Do not use Product for the above use unless specifically agreed by AKM in writing.
3. Though AKM works continually to improve the Product’s quality and reliability, you are responsible for complying with safety standards and for providing adequate designs and safeguards for your hardware, software and systems which minimize risk and avoid situations in which a malfunction or failure of the Product could cause loss of human life, bodily injury or damage to property, including data loss or corruption.
4. Do not use or otherwise make available the Product or related technology or any information contained in this document for any military purposes, including without limitation, for the design, development, use, stockpiling or manufacturing of nuclear, chemical, or biological weapons or missile technology products (mass destruction weapons). When exporting the Products or related technology or any information contained in this document, you should comply with the applicable export control laws and regulations and follow the procedures required by such laws and regulations. The Products and related technology may not be used for or incorporated into any products or systems whose manufacture, use, or sale is prohibited under any applicable domestic or foreign laws or regulations.
5. Please contact AKM sales representative for details as to environmental matters such as the RoHS compatibility of the Product. Please use the Product in compliance with all applicable laws and regulations that regulate the inclusion or use of controlled substances, including without limitation, the EU RoHS Directive. AKM assumes no liability for damages or losses occurring as a result of noncompliance with applicable laws and regulations.
6. Resale of the Product with provisions different from the statement and/or technical features set forth in this document shall immediately void any warranty granted by AKM for the Product and shall not create or extend in any manner whatsoever, any liability of AKM.
7. This document may not be reproduced or duplicated, in any form, in whole or in part, without prior written consent of AKM.

Rev.1