

# Product data sheet

Specifications



## on-delay timing relay - 0.1..10 s - 240 V AC DC - solid state

RE9TA11MW

⚠ Discontinued on: Jan 23, 2021

⚠ Discontinued

### Main

Range of Product	Zelio Time
Product or Component Type	Industrial timing relay
Discrete output type	Solid state
Component name	RE9
time delay type	A
time delay range	0.1...10 s

### Complementary

Width pitch dimension	0.9 in (22.5 mm)
[Us] rated supply voltage	24...240 V AC/DC 50/60 Hz
Voltage range	0.85...1.1 Us
Connections - terminals	Screw terminals, 2 x 1.5 mm <sup>2</sup> flexible with cable end Screw terminals, 2 x 2.5 mm <sup>2</sup> flexible without cable end
Tightening torque	5.3...9.7 lbf.in (0.6...1.1 N.m)
Setting accuracy of time delay	< +/- 20 %
Repeat accuracy	< 1 %
Reset time	100 ms after time delay period
Temperature Drift	< 0.1 %/°C
Maximum [Ie] rated operational current	0.7 A 68.0000000000 °F (20 °C)
Minimum output current	10 mA 68.0000000000 °F (20 °C)
Overload current	<= 15 A during 10 ms VDE 0435 (part 303), 4.8.3/class II
Maximum voltage drop	<3 V closed 0.7 A
Maximum leakage current	6 mA open contact
Maximum power dissipation in W	2.5 W
Electrical durability	100000000 cycles
Marking	CE
Overvoltage category	III IEC 60664-1
[Ui] rated insulation voltage	250 V IEC 300 V CSA
Supply disconnection value	> 0.1 Uc
Operating position	Any position without derating

Price is "List Price" and may be subject to a trade discount – check with your local distributor or retailer for actual price.

Surge withstand	2 kV IEC 61000-4-5 level 3
CAD overall width	0.9 in (22.5 mm)
CAD overall height	3.07 in (78 mm)
CAD overall depth	3.1 in (80 mm)
Net Weight	0.24 lb(US) (0.11 kg)

## Environment

Immunity to microbreaks	100 ms during time delay period 2 ms after time delay period
Derating factor	None >68.0000000000 °F (20 °C)
Standards	EN/IEC 61812-1
Product Certifications	UL CSA GL
Ambient Air Temperature for Storage	-40.0000000000...185.0000000000 °F (-40...85 °C)
Ambient Air Temperature for Operation	-4.0000000000...140.0000000000 °F (-20...60 °C)
Relative humidity	15...85 % 3K3 IEC 60721-3-3
Vibration resistance	0.35 mm 10...55 Hz)IEC 60068-2-6
Shock resistance	15 gn 11 ms IEC 60068-2-27
IP degree of protection	IP20 terminals) IP50 housing)
Pollution degree	3 IEC 60664-1
Dielectric strength	2.5 kV
Non-dissipating shock wave	4.8 kV
Resistance to electrostatic discharge	6 kV in contact)IEC 61000-4-2 level 3 8 kV in air)IEC 61000-4-2 level 3
Resistance to electromagnetic fields	9.1 V/m (10 V/m) IEC 61000-4-3 level 3
Resistance to fast transients	2 kV IEC 61000-4-4 level 3
Disturbance radiated/conducted	CISPR 22 - class A CISPR 11 group 1 - class A

## Ordering and shipping details

Category	22376-RELAYS-MEASUREMENT(RM4)
Discount Schedule	CP2
GTIN	00785901894636
Returnability	No
Country of origin	ID

## Packing Units

Unit Type of Package 1	PCE
Number of Units in Package 1	1

## Contractual warranty

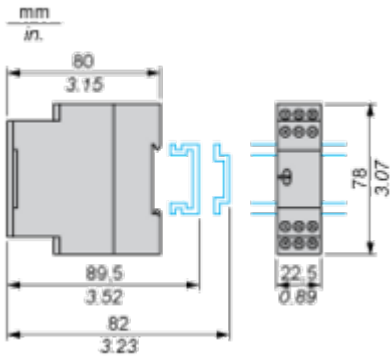
Warranty	18 months
----------	-----------

Dimensions Drawings

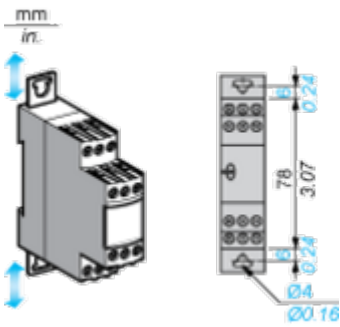
Width 22.5 mm

---

Rail Mounting



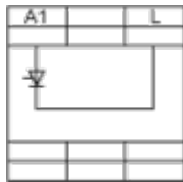
Screw Fixing



Connections and Schema

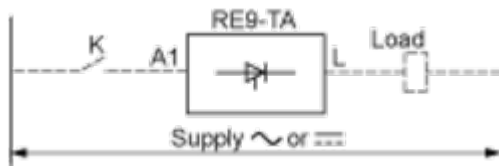
Internal Wiring Diagram

---



**Recommended Application Wiring Diagram**

---



The timing relay is placed in series, with the load whose energisation is to be delayed on one side and switch K on the other side. The mains supply may be a.c. or d.c. and the voltage may be between 24 V and 240 V.

Technical Description

**Function A : Power on Delay Relay**

---

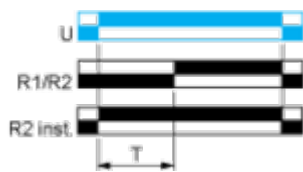
**Description**

The timing period T begins on energisation. After timing, the output(s) R close(s). The second output can be either timed or instantaneous.

**Function: 1 Output**







**Function: 2 Outputs**



2 timed outputs (R1/R2) or 1 timed output (R1) and 1 instantaneous output (R2 inst.)

**Legend**

---

-  Relay de-energised
-  Relay energised
-  Output open
-  Output closed

C	Control contact
G	Gate
R	Relay or solid state output
R1/R2	2 timed outputs
R2 inst.	The second output is instantaneous if the right position is selected
T	Timing period
Ta -	Adjustable On-delay
Tr -	Adjustable Off-delay
U	Supply