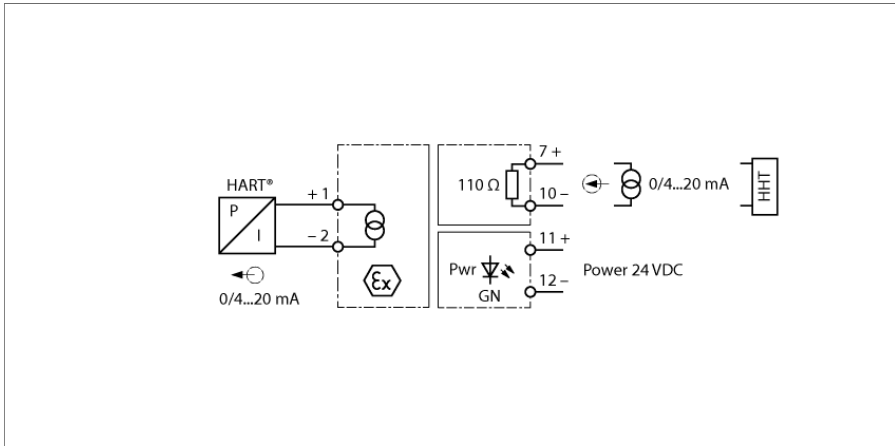


**Analog Signal Isolator**  
**1-channel**  
**IM35-11EX-HI/24VDC**



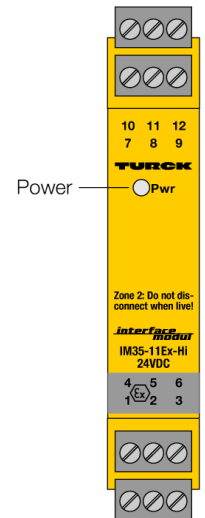
The 1-channel signal isolator IM35-11EX-HI/24VDC is designed to transmit the normalized current signal galvanically isolated 1:1 from the non-Ex area to the Ex-area. In addition to the analog signal, also digital HART® communication signals can be transmitted bidirectionally.

Typical applications are for example, the control of I/P converters (at control valves for example) or indicators in the Ex-area.

The actuators are connected to the output terminals 1/2. Handheld terminals [HHT] can be connected to the output and input terminals 7/10.

In addition, the removable terminal blocks are equipped with 2 mm test sockets for signal control.

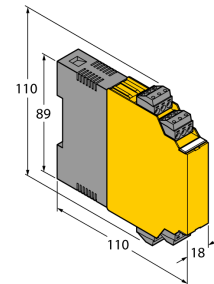
- ATEX, IECEx, UL, cFM<sub>us</sub>, TR CU, KOSHA, CCOE
- Installation in zone 2
- Intelligent actuators supplied via HART® communication interface
- Input circuit: 0/4...20 mA
- Output circuit: 0/4...20 mA, intrinsically-safe
- SIL2
- Removable terminal blocks, screwable, with 2 mm test box
- Galvanic isolation of input circuits, output circuits and power supply



**Analog Signal Isolator  
1-channel  
IM35-11EX-HI/24VDC**

<b>Type designation</b>	IM35-11EX-HI/24VDC
Ident-No.	7506516
<b>Nominal voltage</b>	24 VDC
Operating voltage range	19...29 VDC
Power consumption	≤ 2.2 W
<b>Input current</b>	0/4...20 mA
Input resistance (current)	≤ 110 Ω
<b>Output circuits</b>	
Output current	0/4...20 mA
Load resistance, current output	≤ 0.6 kΩ
<b>Rise time (10...90 %)</b>	≤ 90 ms
Fall time (90...10 %)	≤ 90 ms
Measuring accuracy (including linearity, hysteresis and repeatability)	≤ 0.1 % of full scale
Reference temperature	23 °C
Temperature drift	≤ 0.005 % of full scale/K
<b>Galvanic isolation</b>	
Test voltage	2.5 kV
<b>Important note</b>	For Ex-applications the values specified in the corresponding Ex certificates (ATEX, IECEx, UL, etc.) apply.
Ex approval acc. to conformity certificate	TÜV 03 ATEX 2311
Application area	II (1) G, II (1) D
Ignition protection category	[Ex ia Ga] IIC; [Ex ia Da] IIIC
Ex approval acc. to conformity certificate	TÜV 06 ATEX 553057 X
Application area	II 3 G
Ignition protection type	Ex nA [ic Gc] IIC T4 Gc
Characteristic	trapezoidal
<b>Important note</b>	If the device is used in applications to achieve functional safety according to IEC 61508, the safety manual must be used. Information in the data sheet are not valid for functional safety.
Approval	SIL 2 acc. to EXIDA FMEDA
Use in SIL safety circuits	SIL 2 acc. to IEC 61508
Approval	SIL 2 acc. to EXIDA FMEDA
<b>Indication</b>	
Operational readiness	green
<b>Protection class</b>	IP20
Flammability class acc. to UL 94	V-0
Ambient temperature	-25...+70 °C
	-25 ... +60 °C für UL, FM
Storage temperature	-40...+80 °C
Dimensions	110 x 18 x 110 mm
Weight	140 g
Mounting instructions	DIN rail (NS35) or panel
Housing material	Polycarbonate/ABS
Electrical connection	4 × 3-pin removable terminal blocks with test socket, reverse polarity protected, screw terminal
Terminal cross-section	1 x 2.5 mm <sup>2</sup> / 2 x 1.5 mm <sup>2</sup>
Tightening torque	0.5 Nm

**Dimensions**



**Analog Signal Isolator  
1-channel  
IM35-11EX-HI/24VDC**

**Accessories**

Type code	Ident-No.	Description	Dimension drawing
IM-CC-3X2BU/2BK	6900475	Cage clamp terminals for IM modules (Ex-devices with 18 mm overall width); includes: 2 pcs. 3-pin blue terminals and 2 pcs. 3-pin black terminals.	