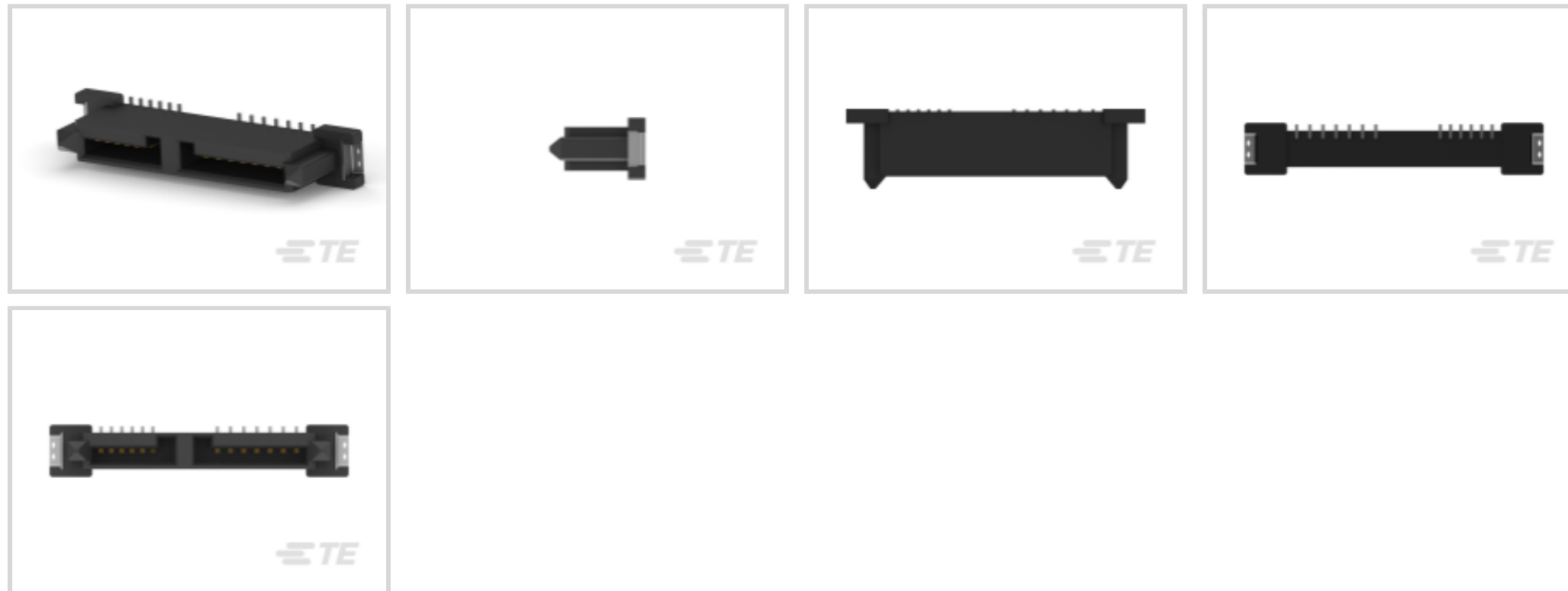




Connectors > Audio & Video Connectors > SATA & Micro SATA



SATA Connector Type: **SATA**

Connector & Housing Type: **Receptacle**

Connector System: **Cable-to-Board**

Number of Positions: **13**

Contact Configuration: **6P + 7P**

Features

Product Type Features

SATA Connector Type	SATA
Connector & Housing Type	Receptacle
Connector System	Cable-to-Board
Connector & Contact Terminates To	Printed Circuit Board

Configuration Features

Number of Positions	13
PCB Mount Orientation	Vertical
Number of Rows	1
Number of Ports	2

Body Features

Connector Profile	Slimline
-------------------	----------

Contact Features

Contact Mating Area Plating Material Thickness	.38 μm[15 μin]
Contact Mating Area Plating Material	Gold
PCB Contact Termination Area Plating Material	Tin



Contact Base Material	Copper Alloy
-----------------------	--------------

Contact Configuration	6P + 7P
-----------------------	---------

Contact Current Rating (Max)	1.5 A
------------------------------	-------

Termination Features

Termination Method to PCB	Surface Mount
---------------------------	---------------

Mechanical Attachment

PCB Mount Retention Feature Length	3.2 mm[.126 in]
------------------------------------	-----------------

Mating Alignment Type	Polarization
-----------------------	--------------

PCB Mount Retention	With
---------------------	------

PCB Mount Retention Type	Solder Peg
--------------------------	------------

PCB Mount Location	Top
--------------------	-----

Connector Mounting Type	Board Mount
-------------------------	-------------

Housing Features

Housing Material	High Temperature Thermoplastic
------------------	--------------------------------

Housing Color	Black
---------------	-------

Centerline (Pitch)	1 mm, 1.27 mm[.039 in][.05 in]
--------------------	--------------------------------

Dimensions

PCB Thickness (Recommended)	1.2 mm[.048 in]
-----------------------------	-----------------

Profile Height from PCB	6.5 mm[.255 in]
-------------------------	-----------------

Usage Conditions

Operating Temperature Range	-40 – 85 °C[-40 – 185 °F]
-----------------------------	---------------------------

Operation/Application

Circuit Application	Power & Signal
---------------------	----------------

Industry Standards

UL Flammability Rating	UL 94V-0
------------------------	----------

Packaging Features

Packaging Quantity	500
--------------------	-----

Packaging Method	Tape & Reel
------------------	-------------

Product Compliance

[For compliance documentation, visit the product page on TE.com>](#)

EU RoHS Directive 2011/65/EU	Compliant
------------------------------	-----------



EU ELV Directive 2000/53/EC	Compliant
China RoHS 2 Directive MIIT Order No 32, 2016	No Restricted Materials Above Threshold
EU REACH Regulation (EC) No. 1907/2006	Current ECHA Candidate List: JUNE 2024 (241) Candidate List Declared Against: JUNE 2024 (241) Does not contain REACH SVHC
Halogen Content	Low Halogen - Br, Cl, F, I < 900 ppm per homogenous material. Also BFR/CFR/PVC Free
Solder Process Capability	Reflow solder capable to 260°C

Product Compliance Disclaimer

This information is provided based on reasonable inquiry of our suppliers and represents our current actual knowledge based on the information they provided. This information is subject to change. The part numbers that TE has identified as EU RoHS compliant have a maximum concentration of 0.1% by weight in homogenous materials for lead, hexavalent chromium, mercury, PBB, PBDE, DBP, BBP, DEHP, DIBP, and 0.01% for cadmium, or qualify for an exemption to these limits as defined in the Annexes of Directive 2011/65/EU (RoHS2). Finished electrical and electronic equipment products will be CE marked as required by Directive 2011/65/EU. Components may not be CE marked. Additionally, the part numbers that TE has identified as EU ELV compliant have a maximum concentration of 0.1% by weight in homogenous materials for lead, hexavalent chromium, and mercury, and 0.01% for cadmium, or qualify for an exemption to these limits as defined in the Annexes of Directive 2000/53/EC (ELV). Regarding the REACH Regulation, the information TE provides on SVHC in articles for this part number is based on the latest European Chemicals Agency (ECHA) 'Guidance on requirements for substances in articles' posted at this URL: <https://echa.europa.eu/guidance-documents/guidance-on-reach>

Compatible Parts



TE Part # 1735471-3
Assembly Slimline SATA Plug 7P+6P



TE Part # 1735418-1
Assembly Slimline SATA Plug 7P+6P

Customers Also Bought



TE Part #323986
TERMINAL,PIDG R 24-20 6




TE Part #2199230-5
M.2 0.5PITCH 4.2H KEY B 30U" AU"



TE Part #3-6609987-2
15SRBS8-W=F8222D



TE Part #60617-5
CMNL SOK AUBR L/P



TE Part #3-6318491-6
5FHP08H,220,S,GIG,08/Sn,HT,NSYes



TE Part #880584-4
SHUNT CONNECTOR




TE Part #171825-4
TYPE V EIS CONNECTOR 4P ASSY



TE Part #CN9930-000
SBP190319WE2.5



TE Part #1-456402-0
CRIMPER WIRE .055 F



TE Part #3-1333201-0
ANVIL, COMBINATION (.055)

Documents

Product Drawings

[Slimline SATA Receptacle, Vertical, SMT](#)

English

CAD Files

[Customer View Model](#)

[ENG_CVM_CVM_1735539-2_B.2d_dxf.zip](#)

English

[3D PDF](#)

3D

[Customer View Model](#)

[ENG_CVM_CVM_1735539-2_B.3d_igs.zip](#)

English

[Customer View Model](#)

[ENG_CVM_CVM_1735539-2_B.3d_stp.zip](#)

English

By downloading the CAD file I accept and agree to the [Terms and Conditions](#) of use.

Product Specifications

[Product Specification](#)

English

[Product Specification](#)

English

Agency Approvals

[UL Report](#)

English

1735539-2

SATA, Receptacle, Cable-to-Board, 13 Position, 6P + 7P, Slimline Profile, Vertical,
Surface Mount, 1 Row, 2 Port, Top

