

5352068-1 ✓ ACTIVE



Z-PACK | Z-PACK 2mm HM

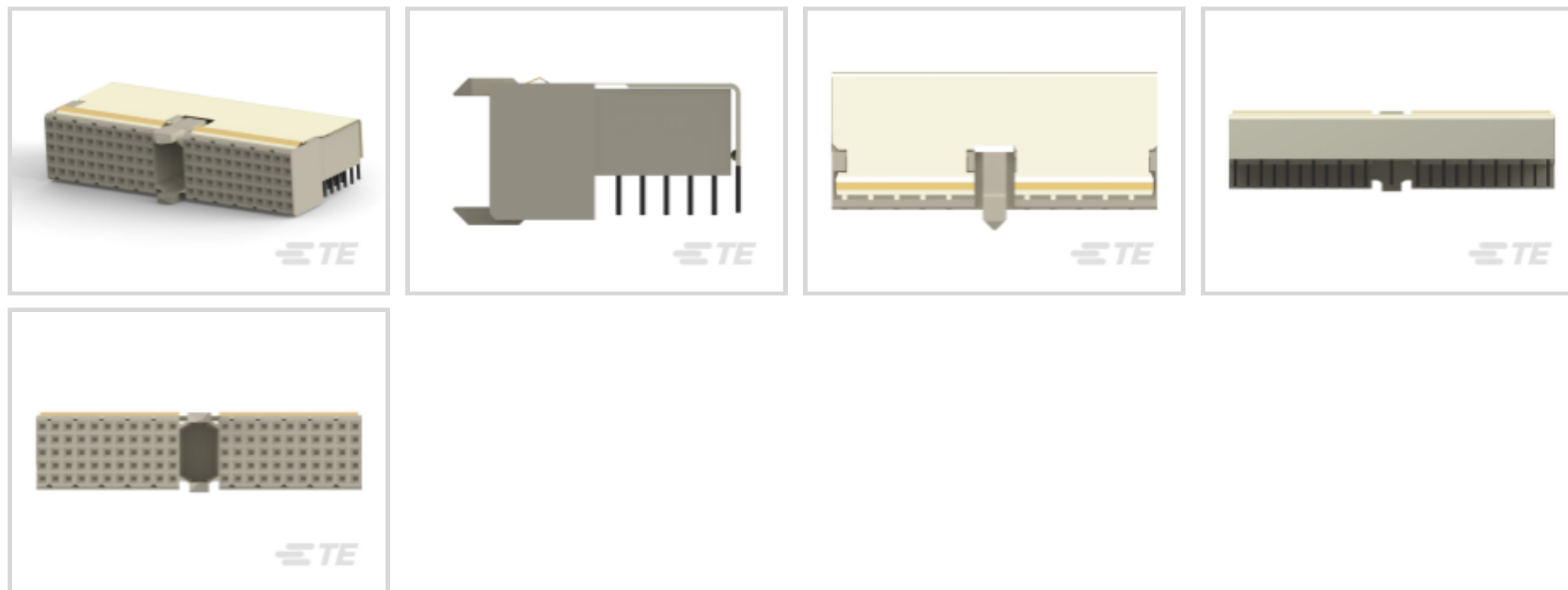
TE Internal #: 5352068-1

PCB Mount Receptacle, ≤ 1 Gb/s, 22 Column, 5 Row, Mezzanine, 110 Position, 3.7 mm [.145 in] Centerline, Z-PACK 2mm HM, Hard Metric Backplane Connectors

[View on TE.com >](#)

Connectors > PCB Connectors > Backplane Connectors > Hard Metric Backplane Connectors >

HM Receptacle Connector: Traditional Backplane, Coplanar, 2mm



PCB Connector Assembly Type: **PCB Mount Receptacle**

Data Rate: ≤ 1 Gb/s

Number of Columns: **22**

Number of Rows: **5**

Backplane Architecture: **Mezzanine**

[All HM Receptacle Connector: Traditional Backplane, Coplanar, 2mm \(48\)](#)

Features

Product Type Features

Ground Feature Type	Ground Return Shielding
Backplane Interface Type	2mm HM
Connector System	Board-to-Board
Connector & Contact Terminates To	Printed Circuit Board
PCB Connector Assembly Type	PCB Mount Receptacle
Sealable	No

Configuration Features

Mating & Unmating Configuration	Make First / Break Last
Rows Loaded	A, B, C, D, E
Number of Signal Positions	110
Number of Columns	22
Number of Rows	5



Backplane Architecture	Mezzanine
Number of Positions	110
PCB Mount Orientation	Right Angle

Signal Characteristics

Crosstalk Version	Standard
Data Rate	≤1 Gb/s

Body Features

Primary Product Color	Gray
-----------------------	------

Contact Features

Feedthrough Post Length	3.7 mm
CompactPCI Designation	J1/J4
Contact Type	Socket
Contact Underplating Material	Nickel
PCB Contact Termination Area Plating Material	Tin
Contact Base Material	Phosphor Bronze
Contact Mating Area Plating Material	Gold
Contact Mating Area Plating Material Thickness	1.27 μm[50 μin]
Contact Current Rating (Max)	1.5 A

Termination Features

Termination Method to PCB	Through Hole - Press-Fit
---------------------------	--------------------------

Mechanical Attachment

Mating Alignment Type	Multi-Purpose Center
Connector Mounting Type	Board Mount

Housing Features

Housing Material	Polyester - GF
Centerline (Pitch)	3.7 mm[.145 in]

Dimensions

Backplane Module Length	50 mm
-------------------------	-------

Usage Conditions

Operating Temperature Range	-55 – 125 °C[-67 – 257 °F]
-----------------------------	----------------------------

Operation/Application



Shielded	Yes
Circuit Application	Power & Signal

Industry Standards

UL Flammability Rating	UL 94V-0
------------------------	----------

Packaging Features

Packaging Quantity	11
Packaging Method	Tube

Product Compliance

[For compliance documentation, visit the product page on TE.com>](#)

EU RoHS Directive 2011/65/EU	Compliant
EU ELV Directive 2000/53/EC	Compliant
China RoHS 2 Directive MIIT Order No 32, 2016	No Restricted Materials Above Threshold
EU REACH Regulation (EC) No. 1907/2006	Current ECHA Candidate List: JUNE 2024 (241) Candidate List Declared Against: JUNE 2024 (241) Does not contain REACH SVHC
Halogen Content	Not Low Halogen - contains Br or Cl > 900 ppm.
Solder Process Capability	Not applicable for solder process capability

Product Compliance Disclaimer

This information is provided based on reasonable inquiry of our suppliers and represents our current actual knowledge based on the information they provided. This information is subject to change. The part numbers that TE has identified as EU RoHS compliant have a maximum concentration of 0.1% by weight in homogenous materials for lead, hexavalent chromium, mercury, PBB, PBDE, DBP, BBP, DEHP, DIBP, and 0.01% for cadmium, or qualify for an exemption to these limits as defined in the Annexes of Directive 2011/65/EU (RoHS2). Finished electrical and electronic equipment products will be CE marked as required by Directive 2011/65/EU. Components may not be CE marked. Additionally, the part numbers that TE has identified as EU ELV compliant have a maximum concentration of 0.1% by weight in homogenous materials for lead, hexavalent chromium, and mercury, and 0.01% for cadmium, or qualify for an exemption to these limits as defined in the Annexes of Directive 2000/53/EC (ELV). Regarding the REACH Regulation, the information TE provides on SVHC in articles for this part number is based on the latest European Chemicals Agency (ECHA) 'Guidance on requirements for substances in articles' posted at this URL: <https://echa.europa.eu/guidance-documents/guidance-on-reach>

Compatible Parts



TE Part # CAT-472-Z12
Hard Metric Male Connector:
Traditional Backplane, Mezzanine,
2mm



TE Part # 5188578-1
Z-PACK/A M HDR.154P



TE Part # 5338108-2
Z-PACK SHLD.LOWER A



TE Part # 2367945-1
Z-PACK/A F-HDR 110P, EON

TE Part # 5188829-1
Z-PACK/A M-HDR.154POS

TE Part # 5338107-2
Z-PACK SHLD.UPPER A



TE Part # 1318744-1
GUIDE PIN FOR HS3

TE Part # 1645567-1
2MM HM PIN PWR/GRD MODULE

TE Part # 1746790-2
GROUND RETURN LOWER SHIELD
TYPE A,PB-FRE

TE Part # 2170935-1
Z-PACK M.ASSY.154P.

TE Part # 2361030-1
Z-PACK/A M-HDR.154P




TE Part # 5352522-1
Z-PACK/A MALE HDR 100P 2MM HM


TE Part # 6645019-1
2MM H.M. TYPE "A" 5 + 2 ROW PI

TE Part # 6645286-1
2MM H.M. 5 + 2 ROW TYPE "A" PI


Also in the Series | Z-PACK 2mm HM




Backplane Connector Housings(4)



Backplane Power Connectors(6)




Connector Caps & Covers(62)




Connector Contacts(2)



Connector Hardware(97)



Hard Metric Backplane Connectors (267)



High Speed Backplane Connectors(1)




Insertion & Extraction Tools(2)

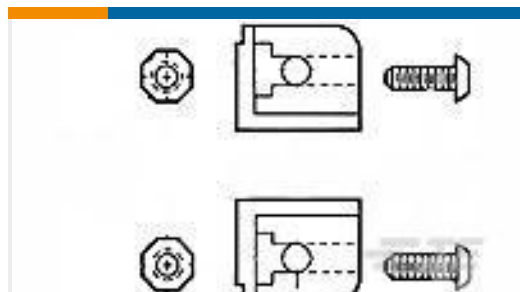


Rectangular Power Connectors(87)

Customers Also Bought



TE Part #5100668-1
Z-PACK M.ASSY.154P.



TE Part #533050-1
HDI MOUNTING EAR KIT




TE Part #5352069-1
Z-PACK/B25 RAF 125P



TE Part #4-1932000-7
VERTICAL DDR3 DIMM, 240 POSITION




TE Part #7-1614351-8
RN 0603 35R7 0.1% 10PPM 1K RL



TE Part #1367337-2
70 POS PT CONNECTOR, X2,
XENPAK, 30 AU



TE Part #1617110-5
JMGAT-26MW = M28776/6-012M



TE Part #2032809-1
CABLE ASSEMBLY

Documents

Product Drawings

[Z-PACK/A RAF 110P](#)

English

CAD Files

[Customer View Model](#)

[ENG_CVM_CVM_5352068-1_A.2d_dxf.zip](#)

English

[3D PDF](#)



3D

Customer View Model

[ENG_CVM_CVM_5352068-1_A.3d_igs.zip](#)

English

Customer View Model

[ENG_CVM_CVM_5352068-1_A.3d_stp.zip](#)

English

By downloading the CAD file I accept and agree to the [Terms and Conditions](#) of use.

Product Specifications

[Application Specification](#)

English

Agency Approvals

[UL Report](#)

English