

AMP-LATCH


TE Internal #: 3-1761711-5

Wire-to-Board, 50 Position, 2.54 mm [.1 in] Centerline, Vertical,
Through Hole - Solder, 2 Row, Plug, Low Profile, Ribbon Cable
Connectors

[View on TE.com >](#)



Connectors > PCB Connectors > Wire-to-Board Connectors > FFC, FPC & Ribbon Connectors > Ribbon Cable Connectors



Connector System: **Wire-to-Board**

Number of Positions: **50**

Centerline (Pitch): **2.54 mm [.1 in]**

PCB Mount Retention: **Without**

PCB Mount Orientation: **Vertical**

Features

Product Type Features

Ribbon Cable Connector Header Type	Pin Header
Connector Mating Latch & Lock Type	Long
Connector Product Type	Connector Assembly
Connector System	Wire-to-Board
Connector & Housing Type	Plug
Connector & Contact Terminates To	Printed Circuit Board

Configuration Features

Number of Positions	50
PCB Mount Orientation	Vertical
Number of Rows	2

Body Features

Primary Product Color	Blue
Connector Profile	Low

Contact Features

Mating Square Post Dimension	.64 mm[.025 in]
PCB Contact Termination Area Plating Material Thickness	2.54 μm[100 μin]
Contact Type	Pin
Contact Mating Area Plating Material Thickness	.762 μm[30 μin]



Contact Mating Area Plating Material	Gold Flash
Contact Shape & Form	Square
Contact Underplating Material	Nickel
PCB Contact Termination Area Plating Material	Tin
Contact Base Material	Phosphor Bronze

Termination Features

Termination Post & Tail Diameter	.64 mm[.025 in]
Termination Post & Tail Length	4.11 mm[.162 in]
Termination Method to PCB	Through Hole - Solder

Mechanical Attachment

Mating Alignment	With
PCB Mount Alignment	Without
Panel Mount Feature	Without
PCB Mount Retention	Without
Mating Alignment Type	Center
Mating Retention	With
Mating Retention Type	Ejection Latch
Connector Mounting Type	Board Mount

Housing Features

Mating Entry Location	Top
Housing Material	PBT
Centerline (Pitch)	2.54 mm[.1 in]

Dimensions

Shrouded End Dimension	3.76 mm[.148 in]
Connector Length	71.12 mm[2.8 in]
Connector Height	10.26 mm[.4 in]
Row-to-Row Spacing	2.54 mm[.1 in]

Usage Conditions

Housing Temperature Rating	High
----------------------------	------

Operation/Application

Circuit Application	Signal
---------------------	--------

Industry Standards

--	--



UL Flammability Rating	UL 94V-0
------------------------	----------

Packaging Features

Packaging Quantity	50
Packaging Method	Package

Product Compliance

For compliance documentation, visit the product page on TE.com>

EU RoHS Directive 2011/65/EU	Compliant
EU ELV Directive 2000/53/EC	Compliant
China RoHS 2 Directive MIIT Order No 32, 2016	No Restricted Materials Above Threshold
EU REACH Regulation (EC) No. 1907/2006	Current ECHA Candidate List: JUNE 2024 (241) Candidate List Declared Against: JUNE 2024 (241) Does not contain REACH SVHC
Halogen Content	Not Low Halogen - contains Br or Cl > 900 ppm.
Solder Process Capability	Wave solder capable to 265°C

Product Compliance Disclaimer

This information is provided based on reasonable inquiry of our suppliers and represents our current actual knowledge based on the information they provided. This information is subject to change. The part numbers that TE has identified as EU RoHS compliant have a maximum concentration of 0.1% by weight in homogenous materials for lead, hexavalent chromium, mercury, PBB, PBDE, DBP, BBP, DEHP, DIBP, and 0.01% for cadmium, or qualify for an exemption to these limits as defined in the Annexes of Directive 2011/65/EU (RoHS2). Finished electrical and electronic equipment products will be CE marked as required by Directive 2011/65/EU. Components may not be CE marked. Additionally, the part numbers that TE has identified as EU ELV compliant have a maximum concentration of 0.1% by weight in homogenous materials for lead, hexavalent chromium, and mercury, and 0.01% for cadmium, or qualify for an exemption to these limits as defined in the Annexes of Directive 2000/53/EC (ELV). Regarding the REACH Regulation, the information TE provides on SVHC in articles for this part number is based on the latest European Chemicals Agency (ECHA) 'Guidance on requirements for substances in articles' posted at this URL: <https://echa.europa.eu/guidance-documents/guidance-on-reach>

Compatible Parts



TE Part # 499252-4
050 STRAIN RELIEF A-L RCPT



TE Part # 8-1437021-1
609-5031HD=FSKT IDC S 50 SR



TE Part # 1-1658622-0
50 NOVO MIL/CTR 30DP, LEAD FREE





TE Part # 1-1658620-0
50 NOVO MIL 15DP, LEAD FREE



 <p>TE Part # 1-1658621-0 50 NOVO MIL/CTR 15DP,LEAD FREE</p>	 <p>TE Part # 1-1658623-0 50 NOVO MIL 30DP, LEAD FREE</p>	 <p>TE Part # 2-1658526-3 609-5030LF FEM SOCKET,LEAD FREE</p>	 <p>TE Part # 2-1658526-4 609-5041LF FEM SOCKET,LEAD FREE</p>
 <p>TE Part # 1-1658527-4 622-5030LF FEM SOCKET,LEAD FREE</p>	 <p>TE Part # 1-1658527-5 622-5041LF FEM SOCKET,LEAD FREE</p>	 <p>TE Part # 1658528-8 636-5041LF FEM SOCKET,LEAD FREE</p>	 <p>TE Part # 2-1658528-0 636-5030LF=FEM SKT BLADE POL 1</p>
 <p>TE Part # 2-1658526-2 609-5001MLF FEM SCKT,LEAD FREE</p>	 <p>TE Part # 1-1437025-2 622-5031=FSKT IDC S 50 SR</p>	 <p>TE Part # 6-1437028-8 636-5031=FEM SOKT 15 MICRO</p>	

Customers Also Bought

 <p>TE Part #1-1761606-3 IDC LOW PRO HDR 40P VERT LG LAT BLK</p>	 <p>TE Part #ZPF000000000015338 DMC-M 42-01</p>
---	---

Documents

Product Drawings

IDC LOW PRO HDR 50P VERT LG LA

English

CAD Files

3D PDF

3D

Customer View Model

ENG_CVM_CVM_3-1761711-5_C.2d_dxf.zip

3-1761711-5

Wire-to-Board, 50 Position, 2.54 mm [.1 in] Centerline, Vertical, Through Hole - Solder, 2 Row, Plug, Low Profile, Ribbon Cable Connectors



English

Customer View Model

[ENG_CVM_CVM_3-1761711-5_C.3d_igs.zip](#)

English

Customer View Model

[ENG_CVM_CVM_3-1761711-5_C.3d_stp.zip](#)

English

By downloading the CAD file I accept and agree to the [Terms and Conditions](#) of use.