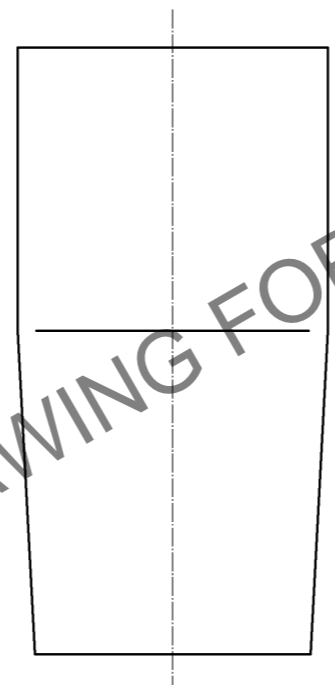
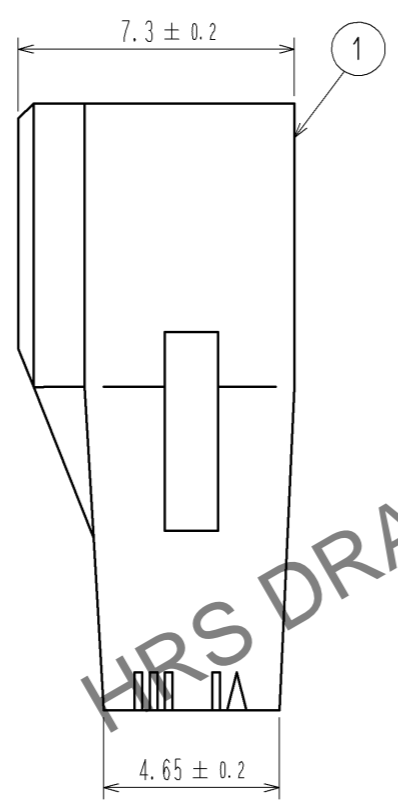
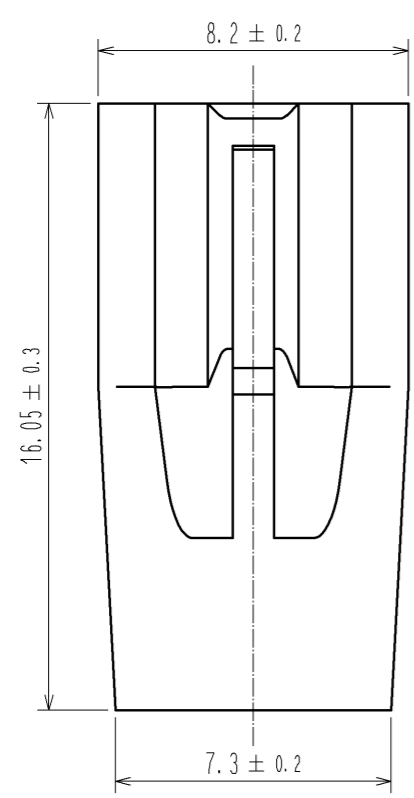
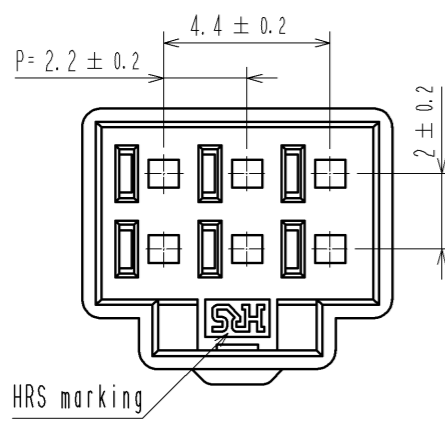
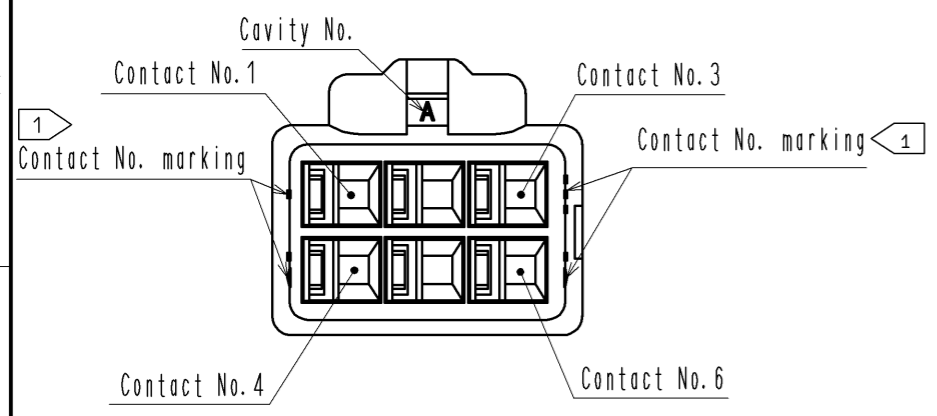
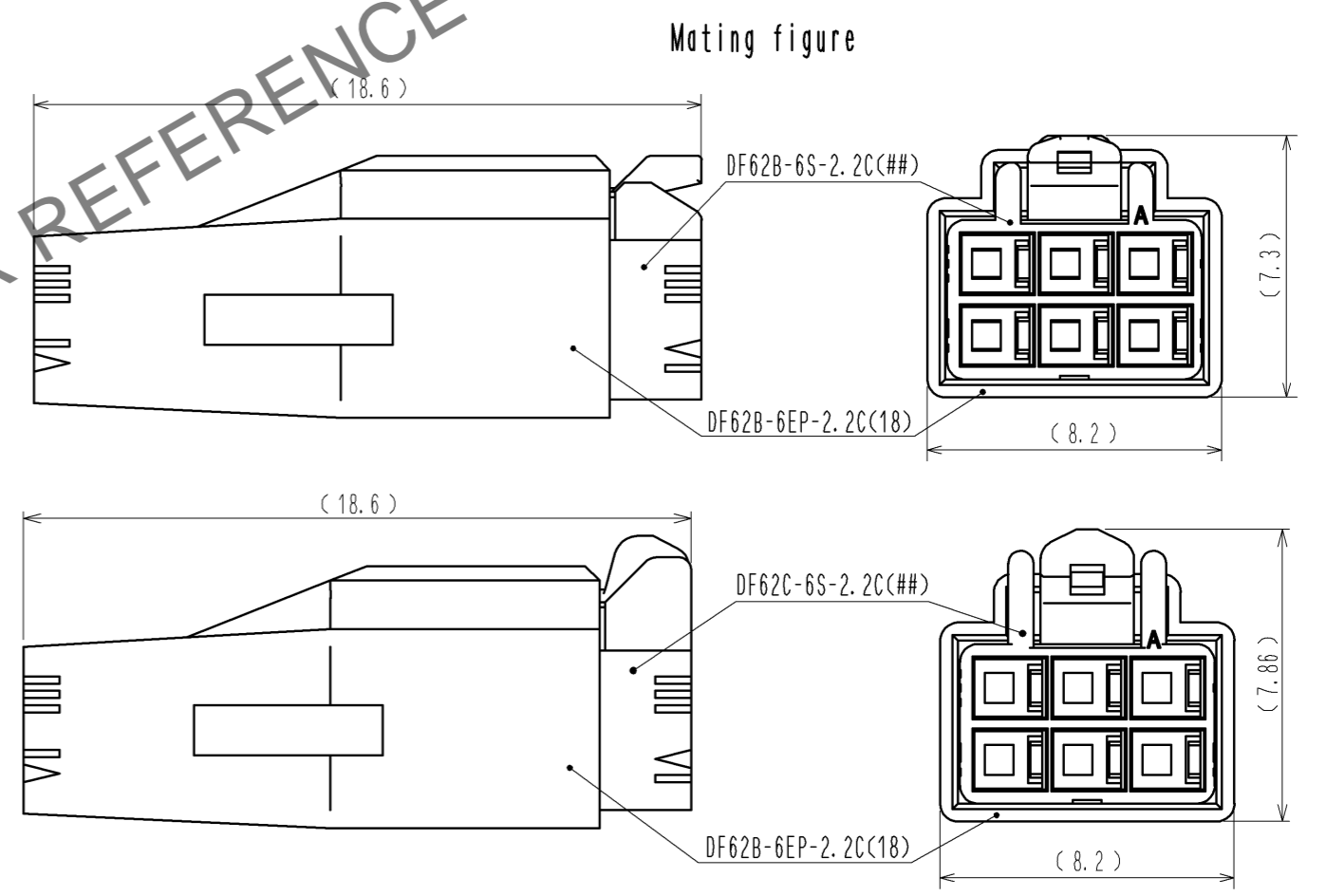
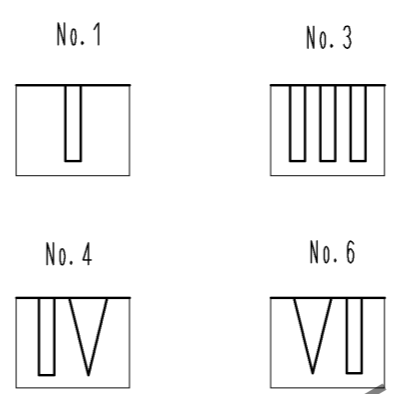


May.1.2024 Copyright 2024 HIROSE ELECTRIC CO., LTD. All Rights Reserved.  
In case of consideration for using Automotive equipment / device which demand high reliability, kindly contact our sales window correspondents.



1 FIGURE-1 CONTACT No. MARKING (10:1)



- Note. 1 Markings at the indicated positions are contact No. marking. And shapes are shown in Figure-1.  
 2. Per pack : 100 pieces.  
 3. The dimensions in parenthesis are for reference.  
 4. UL (File No. E52653), C-UL (File No. E52653) approved product.



| NO.                                  | MATERIAL                | FINISH . REMARKS | NO.                         | MATERIAL | FINISH . REMARKS |
|--------------------------------------|-------------------------|------------------|-----------------------------|----------|------------------|
|                                      |                         |                  | 1                           | PBT      | UL94V-0 (RED)    |
| UNITS<br>mm                          |                         | SCALE<br>5 : 1   | COUNT                       | DESIGNED | CHECKED          |
| <b>HRS</b> HIROSE ELECTRIC CO., LTD. | APPROVED : KI. AKIYAMA  | 14.06.06         | DRAWING NO. EDC3-351967-02  |          |                  |
|                                      | CHECED : TS. FUKUSHIMA  | 14.06.06         | PART NO. DF62B-6EP-2.2C(18) |          |                  |
|                                      | DESIGNED : TS. KUMAZAWA | 14.06.06         | CODE NO. CL544-0562-6-18    |          |                  |
|                                      | DRAWN : TS. KUMAZAWA    | 14.06.06         | DATE                        |          |                  |