



Connectors > PCB Connectors > PCB Headers & Receptacles



PCB Connector Assembly Type: **PCB Mount Receptacle**

PCB Mount Orientation: **Vertical**

Connector System: **Board-to-Board**

Number of Positions: **40**

Number of Rows: **2**

Features

Product Type Features

PCB Connector Assembly Type	PCB Mount Receptacle
Connector System	Board-to-Board
Header Type	Fully Shrouded
Sealable	No
Connector & Contact Terminates To	Printed Circuit Board

Configuration Features

Stacking Configuration	Stack Through
Number of Columns	20
Number of Loaded Positions	40
Stackable	Yes
Connector Contact Load Condition	Fully Loaded
PCB Mount Orientation	Vertical
Number of Positions	40
Number of Rows	2



Board-to-Board Configuration	Parallel
------------------------------	----------

Body Features

Connector Profile	Low
Primary Product Color	Black

Contact Features

PCB Contact Termination Area Plating Material Thickness	4 – 6 μm [157.48 – 236.22 μin]
Contact Layout	Matrix
Contact Shape & Form	Dual Beam
PCB Contact Termination Area Plating Material	Tin
Contact Base Material	Copper Alloy
Contact Mating Area Plating Material	Gold (Au)
Contact Type	Socket
Contact Current Rating (Max)	1.7 A

Termination Features

Termination Method to PCB	Surface Mount
---------------------------	---------------

Mechanical Attachment

Mounting Alignment Feature Length	.75 mm[.029 in]
PCB Mount Alignment Type	Locating Posts
PCB Mount Retention Type	Location Peg
Mating Alignment	With
Mating Alignment Type	Polarization
PCB Mount Retention	With
PCB Mount Alignment	With
Connector Mounting Type	Board Mount

Housing Features

Mating Entry Location	Top
Centerline (Pitch)	1.27 mm[.05 in]
Housing Material	LCP

Dimensions

Connector Length	30.48 mm[1.2 in]
Connector Height	6.25 mm[.246 in]
Connector Width	7 mm[.276 in]



Profile Height from PCB	6.25 mm[.246 in]
-------------------------	------------------

Row-to-Row Spacing	1.27 mm[.05 in]
--------------------	-----------------

Stack Height	6.25 mm[.246 in]
--------------	------------------

Usage Conditions

Operating Temperature (Max)	125 °C[257 °F]
-----------------------------	----------------

Operating Temperature Range	-55 – 125 °C[-67 – 257 °F]
-----------------------------	----------------------------

Operation/Application

Shielded	No
----------	----

Circuit Application	Power & Signal
---------------------	----------------

Industry Standards

Compatible With Agency/Standards Products	DIN, UL
---	---------

Compatible With Approved Standards Products	UL
---	----

Industry Standard	IEC
-------------------	-----

UL Flammability Rating	UL 94V-0
------------------------	----------

Packaging Features

Packaging Reel Diameter	330 mm[12.99 in]
-------------------------	------------------

Packaging Quantity	280
--------------------	-----

Packaging Method	Tape & Reel
------------------	-------------

Product Compliance

[For compliance documentation, visit the product page on TE.com>](#)

EU RoHS Directive 2011/65/EU	Compliant
------------------------------	-----------

EU ELV Directive 2000/53/EC	Not Yet Reviewed
-----------------------------	------------------

China RoHS 2 Directive MIIT Order No 32, 2016	No Restricted Materials Above Threshold
---	---

EU REACH Regulation (EC) No. 1907/2006	Current ECHA Candidate List: JUNE 2024 (241) Candidate List Declared Against: JUNE 2023 (235) Does not contain REACH SVHC
--	---

Halogen Content	Not Yet Reviewed for halogen content
-----------------	--------------------------------------

Solder Process Capability	Not reviewed for solder process capability
---------------------------	--

Product Compliance Disclaimer

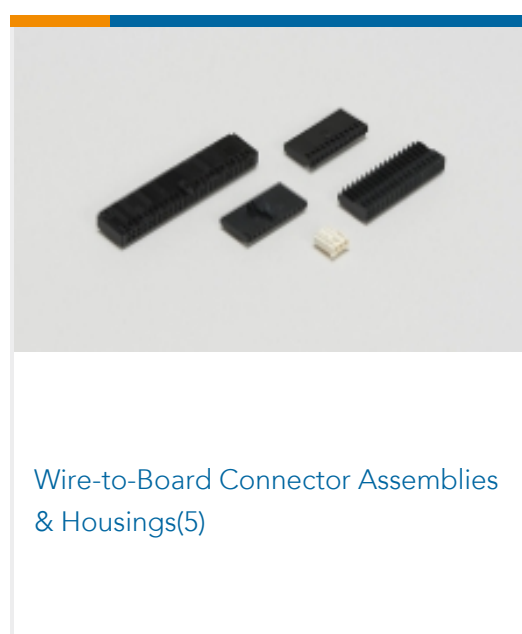



This information is provided based on reasonable inquiry of our suppliers and represents our current actual knowledge based on the information they provided. This information is subject to change. The part numbers that TE has identified as

EU RoHS compliant have a maximum concentration of 0.1% by weight in homogenous materials for lead, hexavalent chromium, mercury, PBB, PBDE, DBP, BBP, DEHP, DIBP, and 0.01% for cadmium, or qualify for an exemption to these limits as defined in the Annexes of Directive 2011/65/EU (RoHS2). Finished electrical and electronic equipment products will be CE marked as required by Directive 2011/65/EU. Components may not be CE marked. Additionally, the part numbers that TE has identified as EU ELV compliant have a maximum concentration of 0.1% by weight in homogenous materials for lead, hexavalent chromium, and mercury, and 0.01% for cadmium, or qualify for an exemption to these limits as defined in the Annexes of Directive 2000/53/EC (ELV). Regarding the REACH Regulation, the information TE provides on SVHC in articles for this part number is based on the latest European Chemicals Agency (ECHA) 'Guidance on requirements for substances in articles' posted at this URL: <https://echa.europa.eu/guidance-documents/guidance-on-reach>

Compatible Parts



Also in the Series | ERNI SMC



Customers Also Bought



Documents

Product Drawings

[SMCB 40 F AB VV 7-13 CL * H007 137 E002](#)

English

CAD Files

Customer View Model

[ENG_CVM_CVM_204632-E_1.3d_stp.zip](#)

English

Customer View Model

[ENG_CVM_CVM_204632-E_1.2d_dxf.zip](#)

English

Customer View Model

[ENG_CVM_CVM_204632-E_1.3d_igs.zip](#)

English

[3D PDF](#)

3D

By downloading the CAD file I accept and agree to the [Terms and Conditions](#) of use.

Datasheets & Catalog Pages

204632-E

PCB Mount Receptacle, Vertical, Board-to-Board, 40 Position, 1.27 mm [.05 in]
Centerline, Fully Shrouded, Gold (Au), Surface Mount, ERNI SMC



[Datasheet - ERNI SMC 1.27mm Connectors](#)

English

[Datasheet - ERNI SMC 1.27mm Connectors](#)

German