

1SNK536060R0000 ✓ ACTIVE

ENTRELEC | ENTRELEC SNK

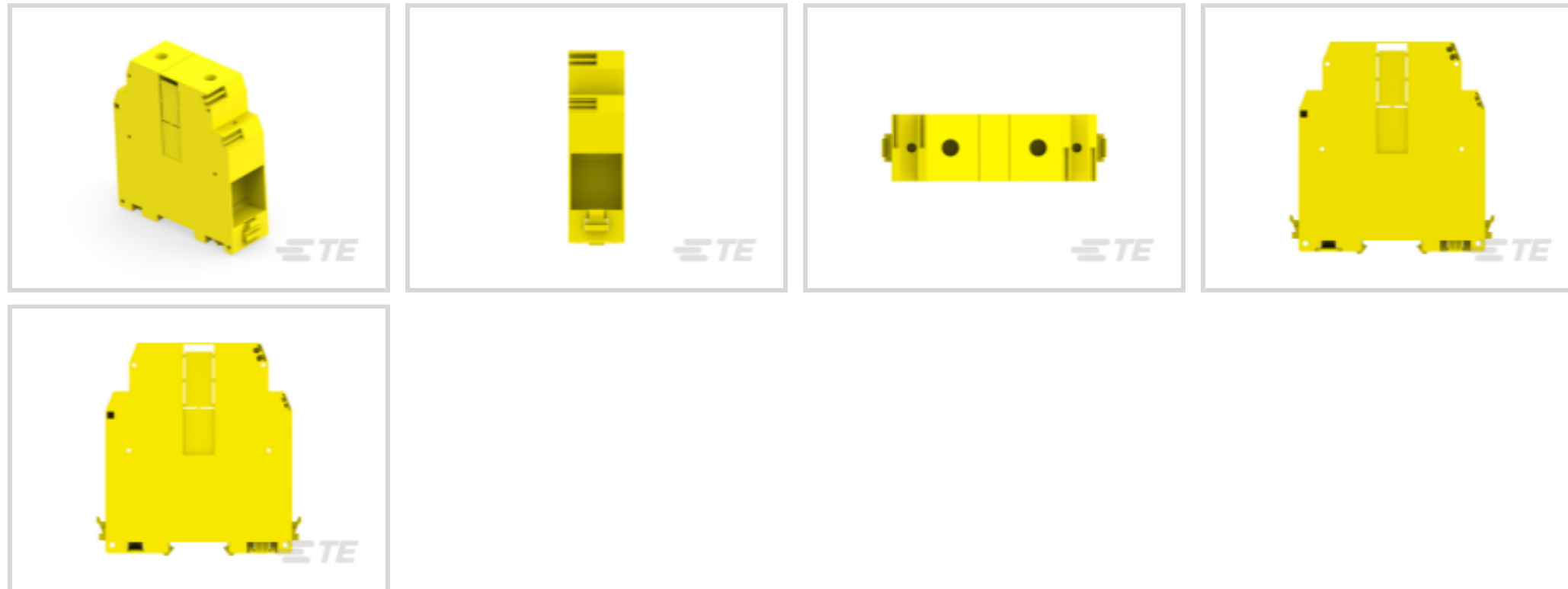
TE Internal #: 1SNK536060R0000

Feed-Through, Screw Clamp Terminal Block, Yellow, Product Spacing 36 mm [1.417 in], 2 Position, DIN Rail, ENTRELEC SNK, Modular Terminal Blocks

[View on TE.com >](#)



Connectors > Terminal Blocks & Strips > Modular Terminal Blocks



Block Function: **Feed-Through**

Modular Terminal Block Product Type: **Screw Clamp Terminal Block**

Primary Product Color: **Yellow**

Wire Size: **500 kcmil**

Product Spacing: **36 mm [1.417 in]**

Features

Product Type Features

Modular Terminal Block Product Type	Screw Clamp Terminal Block
-------------------------------------	----------------------------

Configuration Features

Gauge Type	B14
Number of Levels	1
Number of Poles	1
Number of Circuits	1
Block Function	Feed-Through
Number of Positions	2

Electrical Characteristics

Operating Voltage Rating (UL & CSA) (Max) - Main Circuit	1000 V
Impulse Withstanding Voltage Rating (IEC)	12000 V
Voltage Rating (CSA)	1000 V
Current Rating (CSA)	380 A
Power Loss	13.3 W



Dielectric Withstanding Voltage (Max)	3820 V
---------------------------------------	--------

Short-Time Withstanding Current Rating @ 1s	28800 A
---	---------

Voltage Rating (IEC)	1000 V
----------------------	--------

Current Rating (UL)	380 A
---------------------	-------

Current Rating (IEC)	415 A
----------------------	-------

Body Features

Product Weight	366 g[14.41 oz]
----------------	-----------------

Primary Product Color	Yellow
-----------------------	--------

Mechanical Attachment

DIN Rail Mounting Type	TH35-15, TH35-7.5
------------------------	-------------------

Tightening Torque	221.3 in-lbs
-------------------	--------------

Connector Mounting Type	DIN Rail
-------------------------	----------

Housing Features

Housing Material	Polyamide
------------------	-----------

Dimensions

Main Circuit Capacity - 1 Rigid Stranded Conductor per Screw Clamp	50 – 300 mm ²
--	--------------------------

Main Circuit Capacity - 1 Flexible Conductor per Screw Clamp	50 – 240 mm ²
--	--------------------------

Wire Stripping Length	38 mm[1.496 in]
-----------------------	-----------------

Main Circuit Capacity - 2 Flexible Conductors per Screw Clamp	.5 – 10 mm ²
---	-------------------------

Main Circuit Capacity - 2 Rigid Stranded Conductors per Screw Clamp	.5 – 16 mm ²
---	-------------------------

Tool Size	8 mm[.315 in]
-----------	---------------

Product Depth	117 mm
---------------	--------

Product Height	119.4 mm
----------------	----------

Wire Size	500 kcmil
-----------	-----------

Product Spacing	36 mm[1.417 in]
-----------------	-----------------

Usage Conditions

Installation Temperature Range	-5 – 40 °C[23 – 104 °F]
--------------------------------	-------------------------

Operating Temperature Range	-55 – 110 °C[-67 – 230 °F]
-----------------------------	----------------------------

Industry Standards

UL Flammability Rating	UL 94V-0
------------------------	----------



Product Compliance

[For compliance documentation, visit the product page on TE.com>](#)

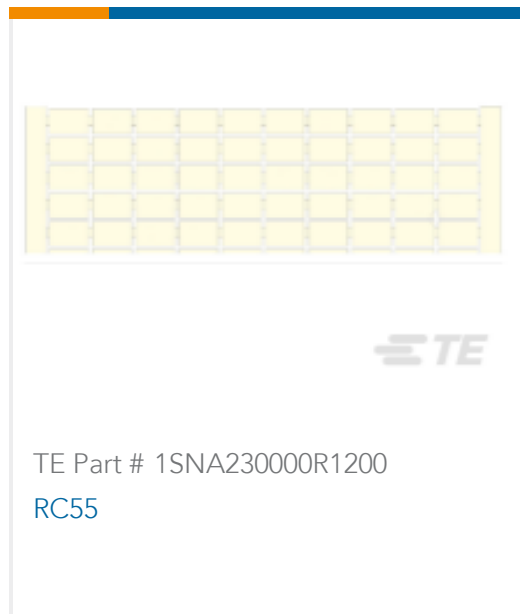
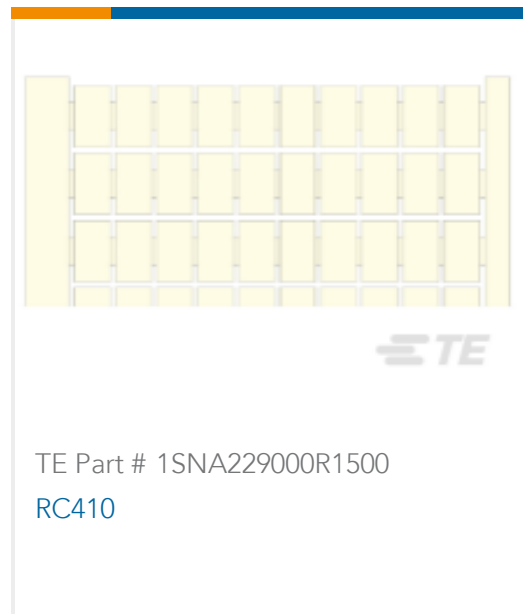

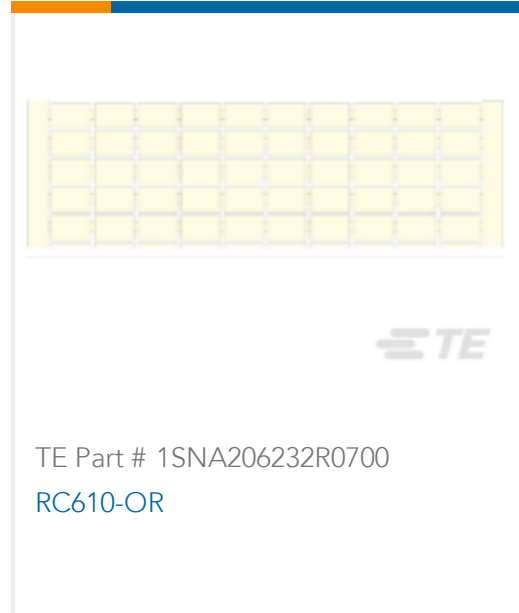

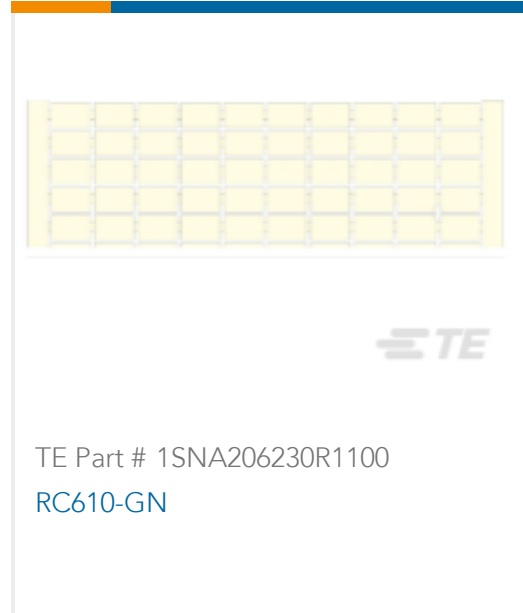
EU RoHS Directive 2011/65/EU	Compliant
EU ELV Directive 2000/53/EC	Compliant
China RoHS 2 Directive MIIT Order No 32, 2016	No Restricted Materials Above Threshold
EU REACH Regulation (EC) No. 1907/2006	Current ECHA Candidate List: JUNE 2024 (241) Candidate List Declared Against: JUNE 2024 (241) Does not contain REACH SVHC
Halogen Content	BFR/CFR/PVC Free, but Br/Cl >900 ppm in other sources.
Solder Process Capability	Not reviewed for solder process capability

Product Compliance Disclaimer


This information is provided based on reasonable inquiry of our suppliers and represents our current actual knowledge based on the information they provided. This information is subject to change. The part numbers that TE has identified as EU RoHS compliant have a maximum concentration of 0.1% by weight in homogenous materials for lead, hexavalent chromium, mercury, PBB, PBDE, DBP, BBP, DEHP, DIBP, and 0.01% for cadmium, or qualify for an exemption to these limits as defined in the Annexes of Directive 2011/65/EU (RoHS2). Finished electrical and electronic equipment products will be CE marked as required by Directive 2011/65/EU. Components may not be CE marked. Additionally, the part numbers that TE has identified as EU ELV compliant have a maximum concentration of 0.1% by weight in homogenous materials for lead, hexavalent chromium, and mercury, and 0.01% for cadmium, or qualify for an exemption to these limits as defined in the Annexes of Directive 2000/53/EC (ELV). Regarding the REACH Regulation, the information TE provides on SVHC in articles for this part number is based on the latest European Chemicals Agency (ECHA) 'Guidance on requirements for substances in articles' posted at this URL: <https://echa.europa.eu/guidance-documents/guidance-on-reach>

Compatible Parts

 <p>TE Part # 1SNK140000R0000 MC512</p>	 <p>TE Part # 1SNK140004R0000 MC512-YL</p>	 <p>TE Part # 1SNK150000R0000 MC612</p>	 <p>TE Part # 1SNK160000R0000 MC812</p>
 <p>TE Part # 1SNK900102R0000 BAZH1</p>	 <p>TE Part # 1SNA103775R0000 RC65-BL</p>	 <p>TE Part # 1SNA103776R0100 RC65-RD</p>	 <p>TE Part # 1SNA164800R0300 PR3.G2</p>



Also in the Series | **ENTRELEC SNK**



Customers Also Bought





Documents

CAD Files

[3D PDF](#)

[3D](#)

Customer View Model

[ENG_CVM_CVM_1SNK536060R0000_A.2d_dxf.zip](#)

English

Customer View Model

[ENG_CVM_CVM_1SNK536060R0000_A.3d_igs.zip](#)

English

Customer View Model

[ENG_CVM_CVM_1SNK536060R0000_A.3d_stp.zip](#)

English

By downloading the CAD file I accept and agree to the [Terms and Conditions](#) of use.

Datasheets & Catalog Pages

[ENTRELEC Terminal Block - Master Catalog](#)

[ENTRELEC Terminal Block - Master Catalog](#)

English

[ZS240-YL](#)

English

[SNK SERIES TERMINAL BLOCKS](#)

English

Agency Approvals

[ZK-ZS_ATEX_1SND225112U1006-C-TE](#)

English