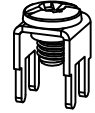
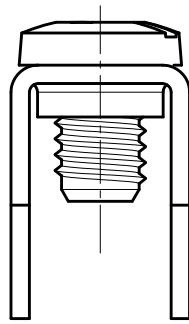
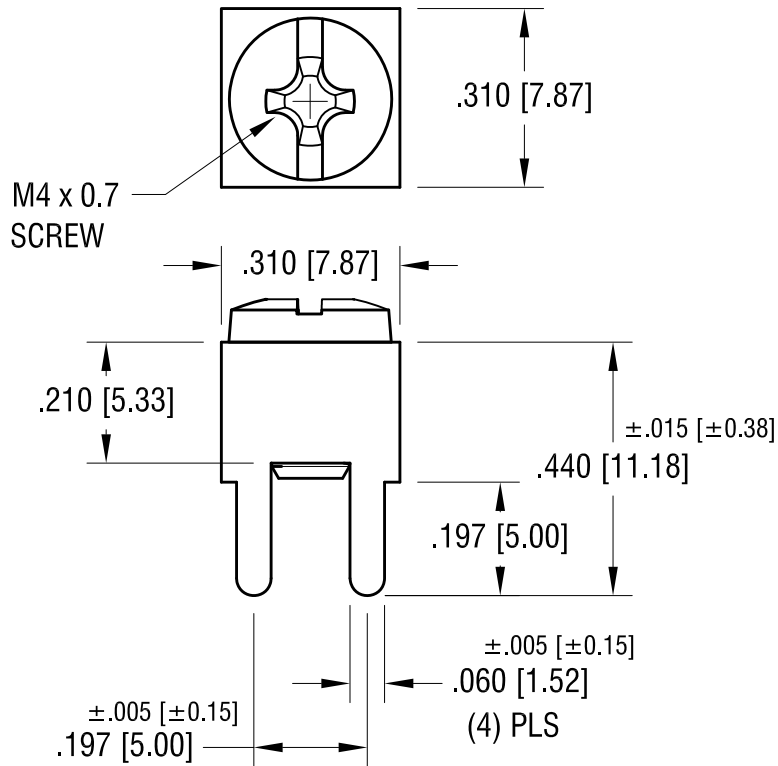
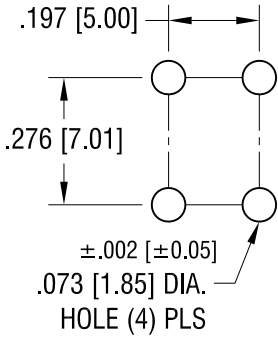


THIS DOCUMENT IS THE PROPERTY OF  
KEYSTONE ELECTRONICS CORP. AND  
SHALL NOT BE REPRODUCED, DISTRIBUTED  
OR USED AS A BASIS FOR MANUFACTURE  
WITHOUT PRIOR WRITTEN PERMISSION  
FROM KEYSTONE ELECTRONICS CORP.

ACTUAL SIZE



MOUNTING DETAIL



.276 [7.01]

NOTE:

1. TERMINAL:

MAT'L - .032 [0.81] TH'K BRASS, MATTE TIN PLATE

SCREW : ONE (1) M4 x 0.7 SCREW (CAPTIVE)

MAT'L - BRASS, NICKEL PLATE

HEAD OF SCREW IS POWDER COATED  
WITH COLOR AS INDICATED IN CHART.

PC SCREW TERMINAL WITH COLORED SCREW HEAD

PART NO.	HEAD COLOR	PART NO.	HEAD COLOR
7769-2	RED	7769-5	BLUE
7769-3	BLACK	7769-6	GREEN
7769-4	WHITE	7769-7	YELLOW

**KEYSTONE ELECTRONICS CORP.**

www.keyelco.com • ASTORIA, N.Y. 11105-2017 • Tel (718) 956-8900

PART NAME				PC SCREW TERMINAL			
MATERIAL				AS NOTED			
FINISH		DRN BY		DATE		SCALE	
AS NOTED		NT		6.03.15		3X	
TOLERANCES		INCH		[MM]		CODE	
DECIMAL		± .010		[± 0.25]		C	
ANGULAR		± 1°		UNLESS OTHERWISE SPECIFIED		DWG NO.	
						7769-2 - 7769-7	

DATE	DESCRIPTION	REV.