



Connectors > PCB Connectors > Board-to-Board Connectors > Board-to-Board Jumpers & Shunts



Shunt Type: **Novo**

Shunt Style: **Open Top**

Number of Positions: **2**

Centerline (Pitch): **2.54 mm [.1 in]**

Contact Current Rating (Max): **3 A**

## Features

### Product Type Features

Connector System	Board-to-Board
Connector & Contact Terminates To	Printed Circuit Board

### Configuration Features

Number of Positions	2
---------------------	---

### Electrical Characteristics

Termination Resistance	15 mΩ
------------------------	-------

### Body Features

Handle	With
Primary Product Color	Natural

### Contact Features

Contact Mating Area Plating Material Thickness	.381 μm[15 μin]
Contact Mating Area Plating Material	Gold
Contact Base Material	Phosphor Bronze



Shunt Type	Novo
------------	------

Shunt Style	Open Top
-------------	----------

Contact Current Rating (Max)	3 A
------------------------------	-----

### Mechanical Attachment

Connector Mounting Type	Board Mount
-------------------------	-------------

### Housing Features

Housing Material	Thermoplastic
------------------	---------------

Centerline (Pitch)	2.54 mm [.1 in]
--------------------	-----------------

### Dimensions

Product Height	10.9 mm [.429 in]
----------------	-------------------

### Usage Conditions

Operating Temperature Range	-65 – 105 °C [-85 – 221 °F]
-----------------------------	-----------------------------

### Operation/Application

Circuit Application	Signal
---------------------	--------

### Industry Standards

UL Flammability Rating	UL 94V-0
------------------------	----------

### Packaging Features

Jumper & Shunt Packaging	Loose Piece
--------------------------	-------------

Packaging Quantity	14000
--------------------	-------

Packaging Method	Bag
------------------	-----

### Product Compliance

[For compliance documentation, visit the product page on TE.com>](#)

EU RoHS Directive 2011/65/EU	Compliant
------------------------------	-----------

EU ELV Directive 2000/53/EC	Compliant
-----------------------------	-----------

China RoHS 2 Directive MIIT Order No 32, 2016	No Restricted Materials Above Threshold
---	---

EU REACH Regulation (EC) No. 1907/2006	Current ECHA Candidate List: JUNE 2024 (241) Candidate List Declared Against: JUNE 2024 (241) Does not contain REACH SVHC
--	---

Halogen Content	Low Halogen - Br, Cl, F, I < 900 ppm per homogenous material. Also BFR/CFR/PVC Free
-----------------	---



Solder Process Capability

Not reviewed for solder process capability

Product Compliance Disclaimer

This information is provided based on reasonable inquiry of our suppliers and represents our current actual knowledge based on the information they provided. This information is subject to change. The part numbers that TE has identified as EU RoHS compliant have a maximum concentration of 0.1% by weight in homogenous materials for lead, hexavalent chromium, mercury, PBB, PBDE, DBP, BBP, DEHP, DIBP, and 0.01% for cadmium, or qualify for an exemption to these limits as defined in the Annexes of Directive 2011/65/EU (RoHS2). Finished electrical and electronic equipment products will be CE marked as required by Directive 2011/65/EU. Components may not be CE marked. Additionally, the part numbers that TE has identified as EU ELV compliant have a maximum concentration of 0.1% by weight in homogenous materials for lead, hexavalent chromium, and mercury, and 0.01% for cadmium, or qualify for an exemption to these limits as defined in the Annexes of Directive 2000/53/EC (ELV). Regarding the REACH Regulation, the information TE provides on SVHC in articles for this part number is based on the latest European Chemicals Agency (ECHA) 'Guidance on requirements for substances in articles' posted at this URL: <https://echa.europa.eu/guidance-documents/guidance-on-reach>

### Compatible Parts



TE Part # 5-146285-2  
02 MODII HDR SRST B/A .100CL




TE Part # 5-146281-2  
02 MODII HDR SRST B/A LF




TE Part # 5-146277-2  
02 MODII HDR SRST B/A .100CL


### Also in the Series | Modu Connector System




Automotive Connector Caps & Covers  
(3)



Board-to-Board Jumpers & Shunts(5)



Connector Caps & Covers(1)



Connector Hardware(4)



PCB Headers & Receptacles(816)

### Customers Also Bought




TE Part #8-1879233-1  
SMD Power Resistor: 7 Watt, 0.10-500 Ohm



TE Part #1622820-5  
3520 120R 5%



TE Part #1-1623732-9  
BCHE 7 W 1R5 10%



TE Part #3-84984-0  
1mm FFC DIP V ASSY 30P TUBE



TE Part #2376591-2  
250 FASTON PCB TAB TPBR



TE Part #4-2176345-1  
CRGCO 1210 22K 1%



TE Part #5-2176605-1  
RLC73PD 3A R187 1% 2K RL



TE Part #7-2176605-7  
RLC73PD 3A R348 1% 2K RL

## Documents

### Product Drawings

#### AMP SHUNT ASS'Y

English

### CAD Files

#### 3D PDF

English

#### Customer View Model

[ENG\\_CVM\\_881545-5\\_K.2d\\_dxf.zip](#)

English

#### Customer View Model

[ENG\\_CVM\\_881545-5\\_K.3d\\_igs.zip](#)

English

#### Customer View Model

[ENG\\_CVM\\_881545-5\\_K.3d\\_stp.zip](#)

English

By downloading the CAD file I accept and agree to the [Terms and Conditions](#) of use.

### Agency Approvals

#### Agency Approval Document

English