

# DH Series

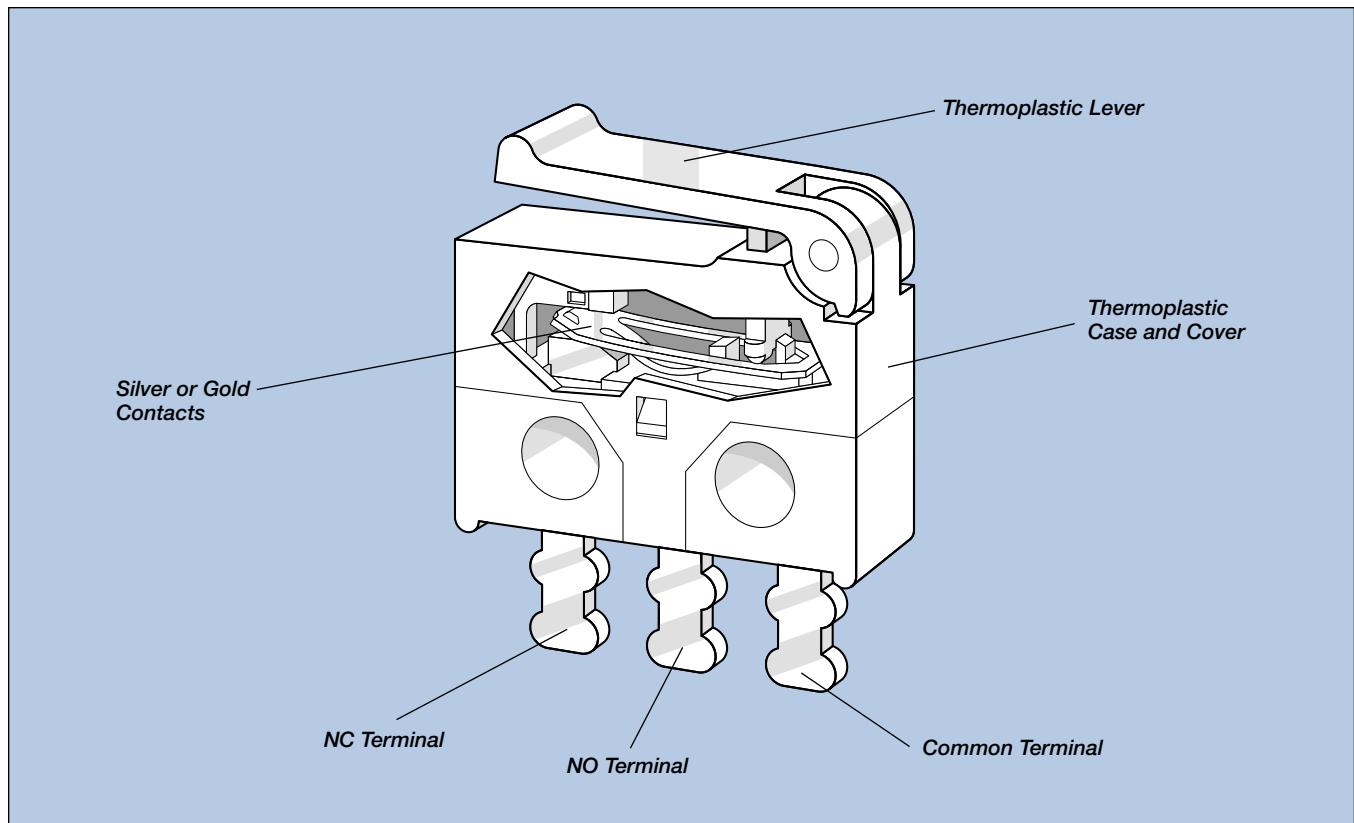

# Ultra-Subminiature

**DH1 50-500 mA**

**DH2 5-50 mA**

## Features

- Ultra subminiature for dramatic space savings
- Just 0.322"L x 0.106"W x 0.238"H
- Light weight: 0.3 grams
- Designed for low energy applications
- Choice of button or lever actuator
- Insertion molded terminals
- Automatic assembly insures consistent quality
- Vertical and horizontal printed circuit board mounting

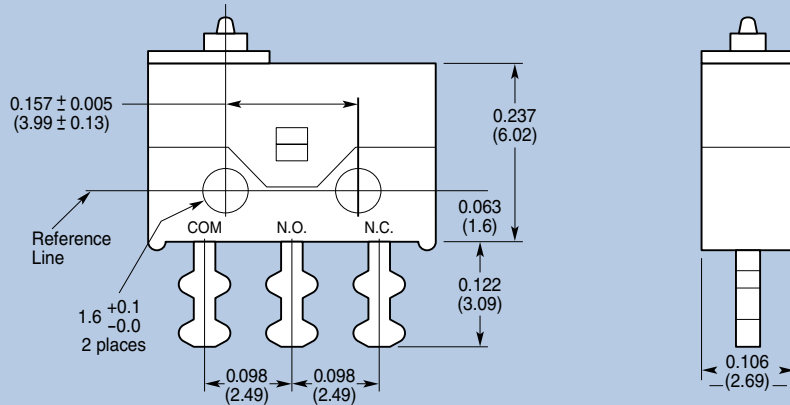


# DH Series

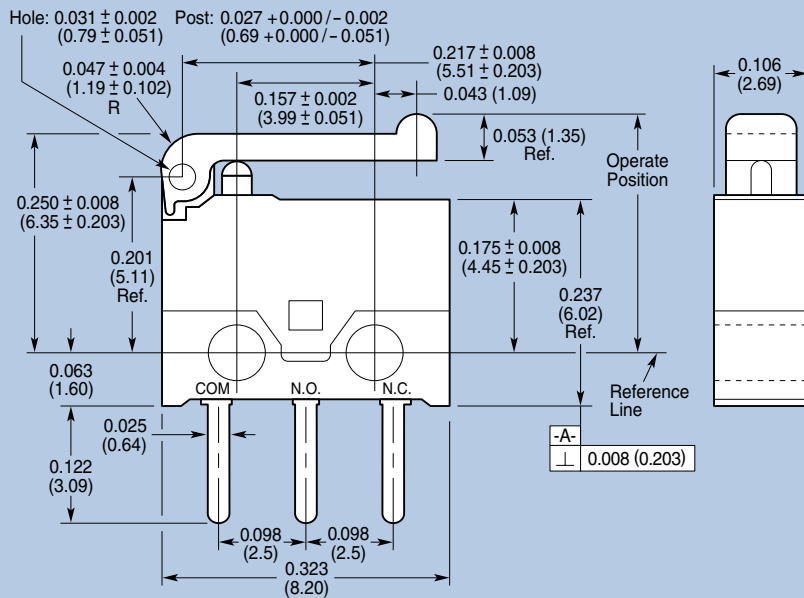
# Ultra-Subminiature

## Dimensions: Inches (mm)

**DH1C-B1AA**  
**DH2C-B1AA**

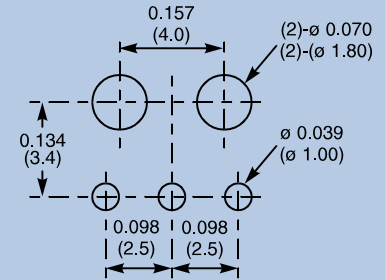


**DH1C-C4PA**  
**DH2C-C4PA**



## P-C Board Layout

**Tolerance:  $\pm 0.002$  ( $\pm 0.05$ )**  
**(TOP VIEW)**



# DH Series

# Ultra-Subminiature

## Contacts and Ratings

Series Prefix	Rating
DH1C	50-500 mA resistive @ 30 VDC Silver Contacts
DH2C	5-50 mA resistive @ 30 VDC Gold Plated Contacts
Temperature Rating	-25° to +70°C
Flammability Rating	UL94V-O





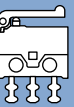



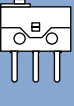







## Materials

Case/Cover	Thermoplastic Polyester
Button	Thermoplastic Polyester
Auxiliary Actuator	PPO, Thermoplastic
Terminals	Brass Silver Plated
Moving Blade	Beryllium Copper
Contacts	DH1: Silver Alloy DH2: Silver Alloy Gold Plated

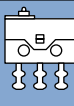
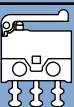
## Electrical Specifications/Life

Mechanical Life	5x10 <sup>4</sup> cycles min.
Electrical Life	3x10 <sup>4</sup> cycles min.

## Ordering Information

Actuator	Terminal Configuration	Silver Plated (Black Base)	Gold Plated (Tan Base)
 Button		DH1C-B1AA	DH2C-B1AA
		DH1C-B2AA	DH2C-B2AA
		DH1C-B3AA	DH2C-B3AA
 Lever		DH1C-B1PA	DH2C-B1PA
		DH1C-B2PA	DH2C-B2PA
		DH1C-B3PA	DH2C-B3PA
 Button		DH1C-C4AA	DH2C-C4AA
		DH1C-C5AA	DH2C-C5AA
		DH1C-C6AA	DH2C-C6AA
 Lever		DH1C-C4PA	DH2C-C4PA
		DH1C-C5PA	DH2C-C5PA
		DH1C-C6PA	DH2C-C6PA

**Characteristics:** OF – Operating Force, RP – Rest Position, PT – Pretravel, OP – Operating Point, MD – Movement Differential, OT – Overtravel

Switch Types	OF Max. gms.	RP* Max. inches	PT Inches	OP* Inches	MD Max. Inches	OT Min. Inches
 -B1AA	90	0.242	0.014	0.220 ±0.006	0.003	0.004
 -B1PA	50	0.334	0.051	0.263 ±0.020	0.023	0.011

Remarks: \* Measured above reference line. Refer to dimensional drawing on page 1-11.