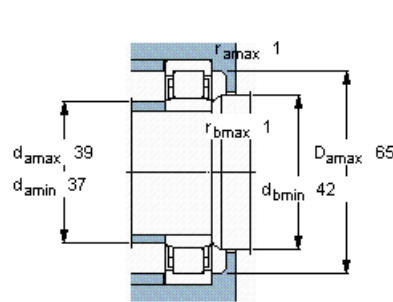
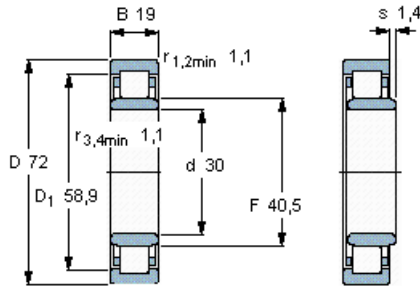


Cylindrical roller bearings, single row



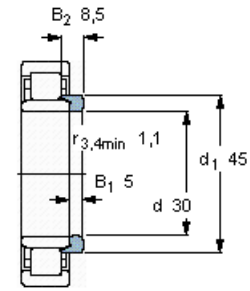
Principal dimensions			Basic load ratings		Fatigue load limit P_u	Speed ratings		Mass	Designation	Angle ring Designation
d	D	B	dynamic	static		Reference speed	Limiting speed			
mm			kN		kN	r/min		kg	-	-
30	72	19	58,5	48	6,2	11000	12000	0,4	NU 306 ECP *	HJ 306 EC

* - SKF Explorer bearing



Calculation factors

k_r 0,15
 e 0,2 Y_0



HJ 306 EC
 Mass kg 0,042