



Connectors > Power Connectors > Rectangular Power > Rectangular Power Connectors



Rectangular Power Connector Type: **Housing**

Connector & Housing Type: **Cap**

Connector System: **Wire-to-Wire**

Number of Positions: **4**

Centerline (Pitch): **5 mm [.197 in]**

Features

Product Type Features

Connector Seal & Plug Type	Interfacial Seal
Rectangular Power Connector Type	Housing
Connector & Housing Type	Cap
Connector System	Wire-to-Wire
Sealable	Yes
Connector & Contact Terminates To	Wire & Cable

Configuration Features

Number of Columns	4
Number of Positions	4
Number of Power Positions	4
Number of Rows	1

Electrical Characteristics

Operating Voltage	600 VDC
-------------------	---------

Body Features



Cable Exit Angle	180°
Connector & Keying Code	B

Contact Features

Contact Layout	Inline
Contact Retention Within Housing	Without
Contact Type	Tab

Termination Features

Termination Method to Wire & Cable	Crimp
------------------------------------	-------

Mechanical Attachment

Panel Mount Feature	With
Panel Mount Feature Type	Latches
Connector Mounting Type	Panel Mount

Housing Features

Centerline (Pitch)	5 mm[.197 in]
Housing Color	Gray
Housing Material	PBT GF

Dimensions

Panel Thickness (Recommended)	.76 – 2.29 mm[.03 – .09 in]
-------------------------------	-----------------------------

Usage Conditions

Operating Temperature Range	-30 – 140 °C[-22 – 284 °F]
-----------------------------	----------------------------

Operation/Application

Circuit Application	Power
---------------------	-------

Identification Marking

Circuit Identification Feature	With
--------------------------------	------

Industry Standards

Compatible With Agency/Standards Products	UL
Compatible With Approved Standards Products	UL E28476
UL Flammability Rating	UL 94V-0
Glow Wire Rating	Standard Part - Not Glow Wire

Packaging Features

Packaging Method	Carton
------------------	--------



Product Compliance

For compliance documentation, visit the product page on TE.com>

EU RoHS Directive 2011/65/EU	Compliant
EU ELV Directive 2000/53/EC	Compliant
China RoHS 2 Directive MIIT Order No 32, 2016	No Restricted Materials Above Threshold
EU REACH Regulation (EC) No. 1907/2006	Current ECHA Candidate List: JUNE 2024 (241) Candidate List Declared Against: JUNE 2024 (241) Does not contain REACH SVHC
Halogen Content	Not Low Halogen - contains Br or Cl > 900 ppm.
Solder Process Capability	Not reviewed for solder process capability

Product Compliance Disclaimer

This information is provided based on reasonable inquiry of our suppliers and represents our current actual knowledge based on the information they provided. This information is subject to change. The part numbers that TE has identified as EU RoHS compliant have a maximum concentration of 0.1% by weight in homogenous materials for lead, hexavalent chromium, mercury, PBB, PBDE, DBP, BBP, DEHP, DIBP, and 0.01% for cadmium, or qualify for an exemption to these limits as defined in the Annexes of Directive 2011/65/EU (RoHS2). Finished electrical and electronic equipment products will be CE marked as required by Directive 2011/65/EU. Components may not be CE marked. Additionally, the part numbers that TE has identified as EU ELV compliant have a maximum concentration of 0.1% by weight in homogenous materials for lead, hexavalent chromium, and mercury, and 0.01% for cadmium, or qualify for an exemption to these limits as defined in the Annexes of Directive 2000/53/EC (ELV). Regarding the REACH Regulation, the information TE provides on SVHC in articles for this part number is based on the latest European Chemicals Agency (ECHA) ‘Guidance on requirements for substances in articles’ posted at this URL: <https://echa.europa.eu/guidance-documents/guidance-on-reach>

Compatible Parts



TE Part # 2325347-4
POWER VERSA-LOCK, INTERFACE SEAL, 1X4



TE Part # 2325349-4
POWER VERSA-LOCK REAR SEAL, 1X4, LargeID



TE Part # 2329016-4
PWR VERSA-LOCK TPA, 1X4



TE Part # 2329909-1
Power Versa-Lock TAB, 22-26 AWG




TE Part # 2329910-1
PWR VERSA-LOCK TAB, 14-16 AWG




TE Part # 2329911-1
PWR VERSA-LOCK SEAL TAB, 22-26 AWG




TE Part # 2-2378159-4
Power Versa-Lock PLUG, 1X4 KEY B



TE Part # 2329906-1
Power Versa-Lock TAB, 18-20, 2X22 AWG



TE Part # 2329907-1
Power Versa-Lock SEAL TAB, 14-16 AWG



TE Part # 2329908-1
Power Versa-Lock SEAL TAB, 18-20 AWG




TE Part # 2334614-4
Power Versa-Lock BACK COVER 4P

Also in the Series | **Power Versa-Lock 5.0**




Connector Caps & Covers(4)




Connector Contacts(12)



Connector Hardware(5)



Connector Seals & Cavity Plugs(9)



Insertion & Extraction Tools(2)



Rectangular Power Connectors(77)

Customers Also Bought



TE Part #3-647502-5
05P MTA100 HDR ASSY,SM,SN, LF



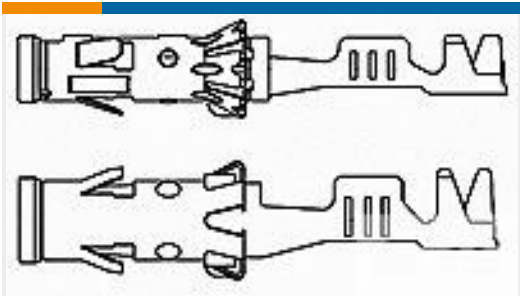
TE Part #7-2378158-2
Power Versa-Lock CAP, 1X2 KEY G



TE Part #7-2378159-2
Power Versa-Lock PLUG, 1X2 KEY G



TE Part #2-2378159-4
Power Versa-Lock PLUG, 1X4 KEY B



TE Part #929974-7
2,5MM SOCKET CONTACT SWS



TE Part #2329907-1
Power Versa-Lock SEAL TAB, 14-16 AWG



TE Part #2329916-1
Power Versa-Lock SEAL RECPT, 14-16 AWG



TE Part #3-2336229-6
Power Versa-Lock PLUG, 2X3 KEY C

Documents

Product Drawings

Power Versa-Lock CAP, 1X4 KEY B

English

Power Versa-Lock CAP, 1X4 KEY B

English

CAD Files

Customer View Model

ENG_CVM_CVM_2-2378158-4_B.3d_stp.zip

English

Customer View Model

ENG_CVM_CVM_2-2378158-4_B.3d_igs.zip

English

3D PDF

3D

Customer View Model

ENG_CVM_CVM_2-2378158-4_B.2d_dxf.zip

English

By downloading the CAD file I accept and agree to the [Terms and Conditions](#) of use.

Product Specifications

Engineering Report

English

Instruction Sheets

Instruction Sheet (U.S.)

English