

Amphenol

MFM Series

Singleway Fibre Optic
Connector



The Simplex MFM Fibre Optic range has been specifically designed to operate in Harsh Environments. The rugged, anti-vibration, corrosion resistant design ensures high environmental and optical performance in a variety of applications in the air, on land, and above / below sea.

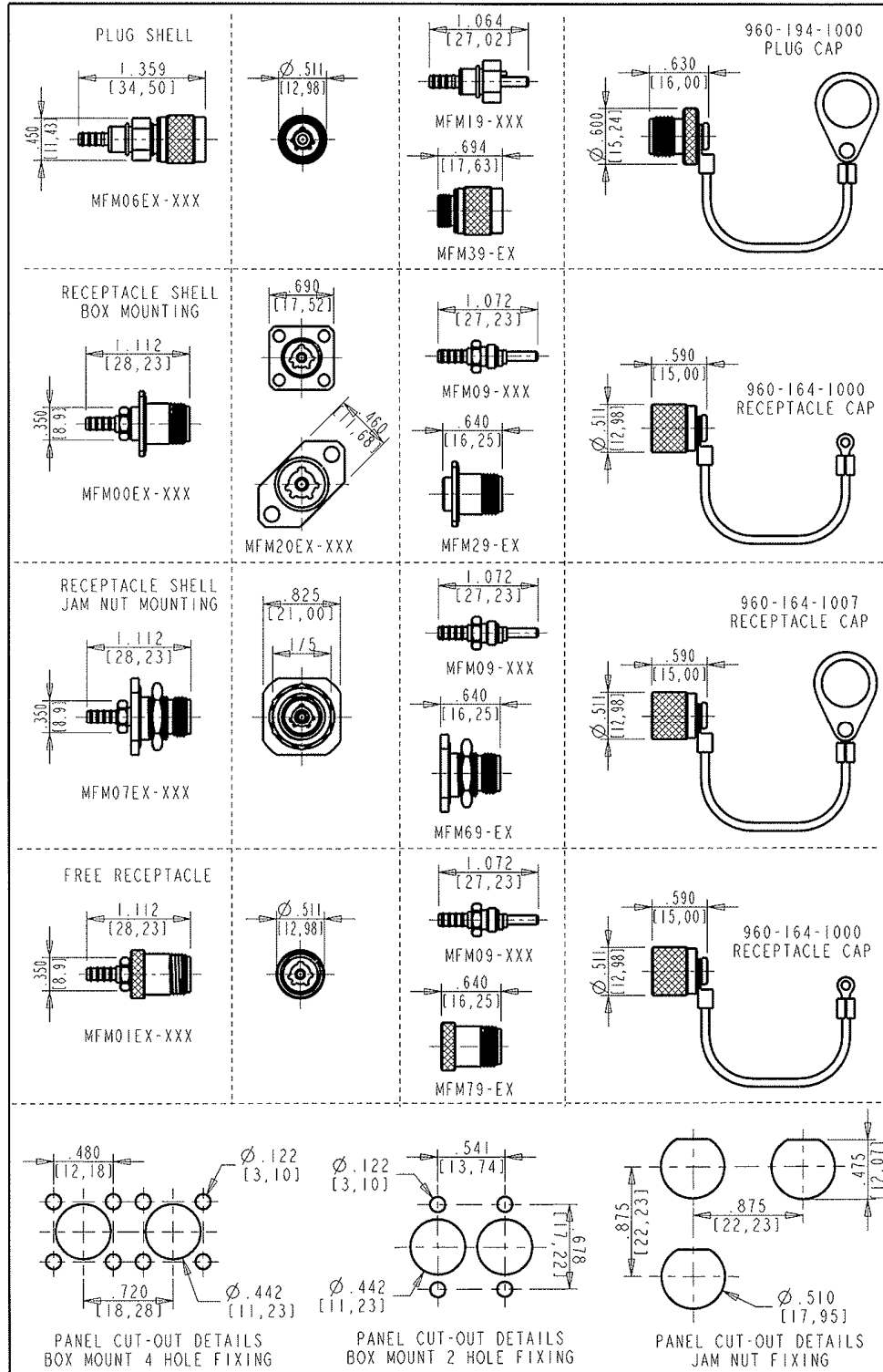
Key Features are:

- Ceramic PC ferrule and alignment sleeve providing optimum performance for Multimode and Singlemode
- Lightweight, minimal panel footprint
- Anti-vibration coupling mechanism
- Keyed shells and ferrules for optimum repeatability.
- Environmentally sealed
- Keyway polarisation.
- RFI Receptacle gasket
- Manufactured in ARCAP for corrosion resistance.

Amphenol

Visit our Website @
www.amphenol.co.uk

Technical Information



Performance

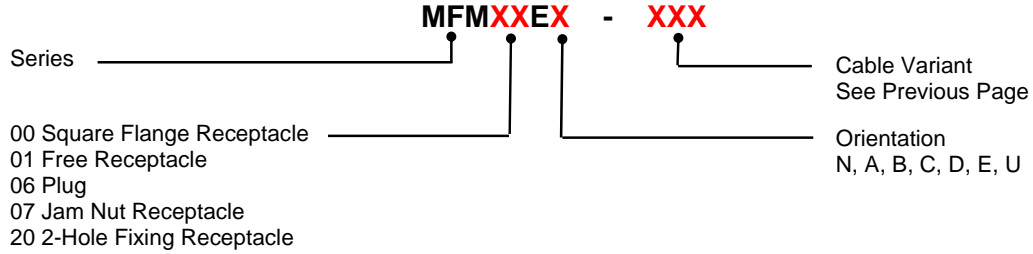
Optical		
Attenuation	Typically 0.25 with 62.5/125 cable	
Repeatability	<0.1dB	
Fibre types	9/125 50/125 62.5/125	
	100/140 200/280	
Cable types	-001 50/125 or 62.5/125 2.75mm OD	Ruggedised
	-002 50/125 or 62.5/125 6.2mm OD	Ruggedised
	-003 50/125 or 62.5/125 2.75mm OD	Loose Tube
	-004 200/280 2.5mm OD EFA Spec	Ruggedised
	-005 100/140 1.6mm OD	Ruggedised
	-006 9/125 2.75mm OD	Ruggedised
	-007 8/125 6.mm2 OD	Ruggedised
	-008 50/125 or 62.5/125 2.75mm TJ	Santaprene boot
	-017 50/125 or 62.5/125 5.4mm OD	-7 Crimp ferrule and heatshrink
	-039 50/125 or 62.5/125 1.6mm OD	Ruggedised
	-054 50/125 or 62.5/125 1.8mm OD	Ruggedised
Many other cable types are available - contact factory for details		
Termination method	Epoxy/polish	

Environmental	
Temperature range	-65°C to +155°C
Temperature Endurance	1000hrs @ 150 °C as per EN2591 Test FC1 C1 Method B
Gunfire Vibration	As per pr EN2519 Test D3 Method A
Shock	As per EN2591 Test FD2 D2 Method A
Salt Mist	500hrs as per EN2591 Test FC7 C7
Sand & Dust	As per EN2591 Test C8
Humidity	95% RH for 6hrs as per EN2591 C21

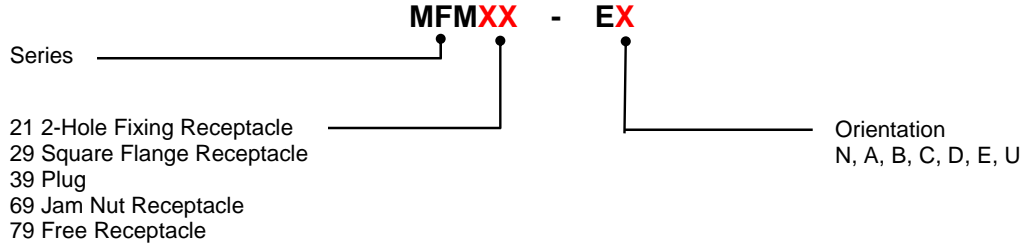
Note: Tests based on -001 variant

Mechanical		
Durability	>500 matings	
Materials	Shell	ARCAP
	Ferrule	PC Zirconia ceramic
	Alignment Sleeve	Zirconia ceramic
	'O' ring (seals)	Silicone
	Boot	Silicone

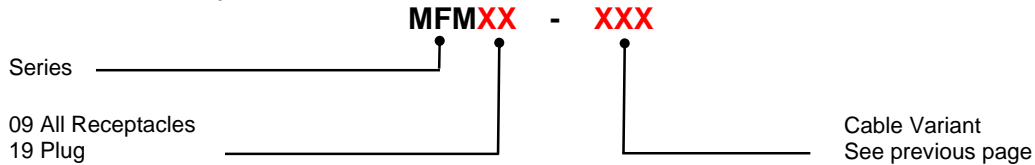
Part Number Information



Connector Sub-Assembly



Ferrule Sub-Assembly



Protective Caps		
960-164-1000	Receptacle	Small 3.7mm Eyelet
960-164-1007	Receptacle	Large 14.8mm Eyelet
960-194-1000	Plug	Large 11.5mm Eyelet

Termination tools and Consumables	
Basic termination kit	927 - 100 - 3000
Add on kit	927 - 100 - 3500
Consumable pack (50 terminations approximately)	927 - 100 - 6000
Torque Fixture	927-1174
Other items of tooling may be purchased separately, please contact your Distributor for details	

Torque Settings		
MFM Plug	Rear Nut	15 lbf/in
MFM Receptacle (All)	Ferrule Assembly	15 lbf/in
MFM Jam Nut Receptacle	Panel Nut	33 lbf/in

Notice: Products are sold subject to Amphenol's conditions of sale ("the standard conditions.") All specifications and statements contained herein are believed to be correct at the time of printing but no representation or warranty, express or implied, is given as to any specification or statement contained herein. Product specifications including performance characteristics are typical only and subject to deviation. Specifications are also subject to change without notice. Users should not assume that all safety measures are indicated or that other measures may not be required. No representation or warranty, express or implied, is given that any use of products (including any stated or suggested use) does not infringe any patent, registered design or other third party rights and no stated or suggested use of products can be taken to recommend any such infringement.