

H3-ETC1-1TTR

3-200MHz 50Ω 1:1 Balun

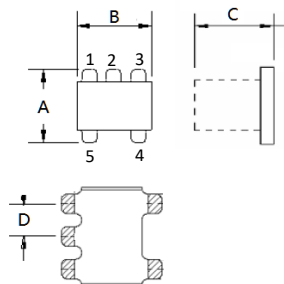
APPLICATIONS

Ideally suited for high volume cellular and wireless applications.

FEATURES

- Surface mount
- Impedance ratio: 1:1
- Available on tape and reel
- RoHS compliant and Pb free
- 260°C reflow compatible
- CT on Secondary

DIMENSIONS

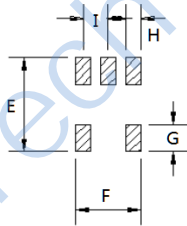


A	B	C
3.81	3.81	3.8 Max
D		
1.27		

Unless otherwise stated dimensions are in mm

Tolerance: .xx ± 0.25, .xxx ± 0.05

Land Pattern



E	F	G
4.83	3.30	1.40
H	J	
0.76	1.27	

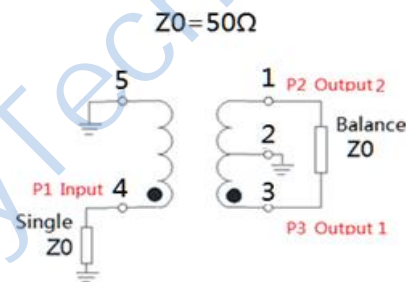
FUNCTIONAL SCHEMATIC



PIN CONFIGURATION

Pin No.	Function
1	Secondary
2	Secondary CT
3	Secondary Dot
4	Primary Dot
5	Primary

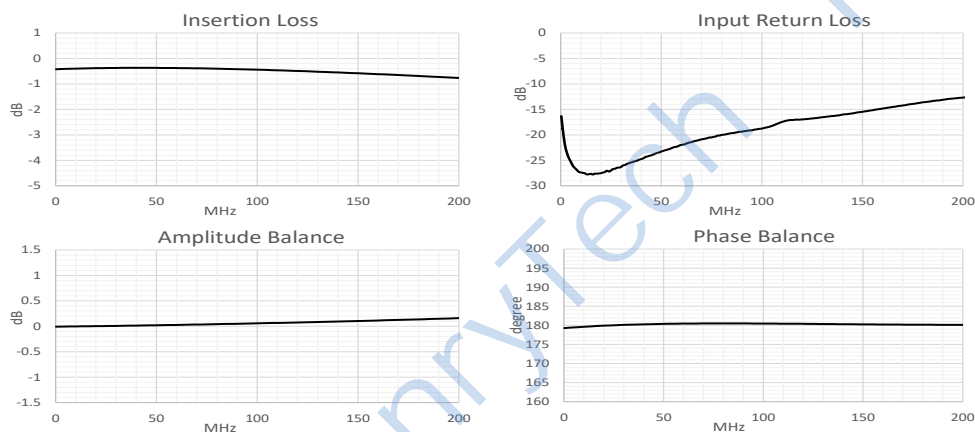
APPLICATION & TEST CIRCUIT



ELECTRICAL SPECIFICATIONS@25°C:

Parameters (P#: ENA PORT)	frequency band	Min.	Typ.	Max.	Unit
Port Impedance, Z0 (P1 / P2 / P3)			50/25/25		Ohm
Insertion Loss	3-200MHz		0.8	1.5	dB
Return Loss	3-200MHz	10.0	13.0		dB
	5-120MHz	15.0	18.0		dB
Amplitude ImBalance	3-50MHz		0.0	0.1	dB
	3-200MHz		0.2	0.5	dB
Phase ImBalance	3-50MHz		0.0	1	Deg
	3-200MHz		1.0	5	Deg

TEST CURVE



ABSOLUTE MAXIMUM RATINGS

Parameter	Value
Input Power	250mW MAX
DC Current	30mA MAX
Operating Temperature Range	-40 to 85°C

Tel: +86-28-85589664

E-mail: mr_li@henglitaitech.com

Web: www.hltchips.com

Adress: No.198 Tianqin East Street, Gaoxin West District, Chengdu City