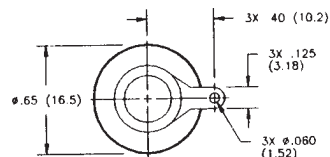
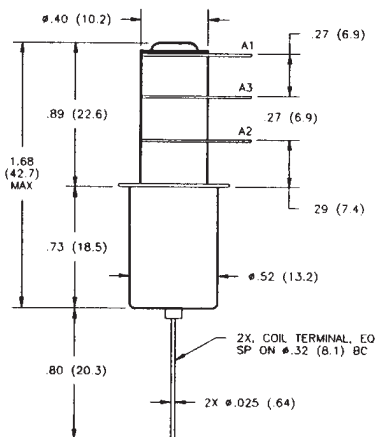



**K45 Series Make & Break Load Switching — 1.5 - 2 kV Relays**

**K45C**

**Product Facts**

- Small, low profile 2 kV relay
- Vacuum dielectric for power switching low current loads
- Single pole, double throw contacts
- Widely used in H.F. communication equipment
- Meets requirements of MIL-R-83725
- Low power consumption



**Product Specifications**

**Contact Arrangement** — SPDT

**Contact Form** — C

**Test Voltage, DC or 60 Hz (Peak)** — 4 kV

**Rated Operating Voltage (Peak)** — DC or 60 Hz — 2 kV  
 2.5 MHz — 1.8 kV  
 16 MHz — 1.4 kV  
 32 MHz — 1.1 kV

**Continuous Carry Current, Max.** — DC or 60 Hz — 20 A  
 2.5 MHz — 16 A  
 16 MHz — 10 A  
 32 MHz — 6 A  
 Coil Hi-Pot (Vrms, 60 Hz) — 500 A

**Contact Capacitance** — Between Open Contacts — 1.6 pF  
 Open Contacts to Ground — 2 pF

**Contact Resistance, Max.** — 0.05 ohm

**Operate Time, Max.** — 10 ms

**Release Time, Max.** — 10 ms

**Shock, 11ms, 1/2 Sine (Peak)** — 30 g

**Vibration** — Peak — 10 g (10 to 2000 Hz)

**Operating Ambient Temperature Range** — -55°C to +125°C

**Mechanical Life** — 2 million cycles

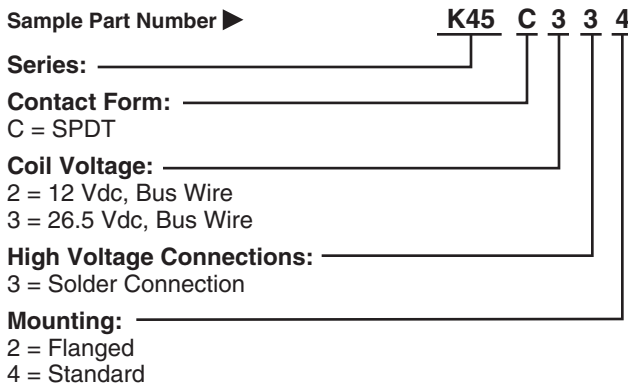
**Weight, Nominal** — 21.26 g (0.75 oz.)

**Coil Data**

Volts, Nominal DC	12 V	26.5 V
Pickup, Max.	8 Vdc	16 Vdc
Hold, Max. @ 65°C	8.5 Vdc	17 Vdc
Dropout	.5-5 Vdc	1-10 Vdc
Coil Resistance ( $\pm 10\%$ )	230 $\Omega$	707 $\Omega$

Ratings listed are for 25°C, sea level conditions.

**Ordering Information**



See page 7-87 for mounting methods.

For factory-direct application assistance, dial 800-253-4560, ext. 2055, or 805-220-2055.