

## Vehicle charging inlet - CHARX T2HCI12-3AC32-2,0M2 - 1271966

Please be informed that the data shown in this PDF Document is generated from our Online Catalog. Please find the complete data in the user's documentation. Our General Terms of Use for Downloads are valid (<http://phoenixcontact.com/download>)



CHARX connect, Vehicle charging inlet, Locking actuator right, For charging electric vehicles (EV) with alternating current (AC), For installation in electric vehicles (EV), AC type 2, IEC 62196-2, 32 A / 480 V (AC), length: 2 m, Locking actuator: 12 V, 4-position, M6, Generation 4, A protective cap is supplied as standard for the AC contacts.

The figure shows a version of the product

### Product Description

Vehicle charging inlet for charging with alternating current (AC), compatible with type 2 AC vehicle charging connectors (EVSE), for installation in electric vehicles for e-mobility (EV).

### Your advantages

- ✓ Uniform, space-saving dimensions and screw connection points for all Phoenix Contact AC vehicle charging inlets
- ✓ Silver-plated surface of the power and signal contacts
- ✓ Developed and produced in accordance with the IATF 16949 automotive standard and ISO 9001
- ✓ Material data available in the IMDS (International Material Data System of the automotive industry)
- ✓ Tested in accordance with selected tests of automotive standards LV124, LV214, LV215-2
- ✓ Manual emergency release of the locking actuator
- ✓ Integrated interlock during charging
- ✓ Integrated temperature sensors for monitoring the temperature at the power contacts



### Key Commercial Data

Packing unit	1 pc
GTIN	 4 063151 463182
GTIN	4063151463182
Custom tariff number	85444290
Country of origin	Germany

# Vehicle charging inlet - CHARX T2HCI12-3AC32-2,0M2 - 1271966

## Technical data

### Product definition

Type	Locking actuator right
Application	For charging electric vehicles (EV) with alternating current (AC)
	For installation in electric vehicles (EV)
Design	Generation 4
Standards/regulations	IEC 62196-2
Charging standard	AC type 2
Charging mode	Mode 2, 3
Note	A protective cap is supplied as standard for the AC contacts.
Note on the connection method	Crimp connection, cannot be disconnected

### Dimensions

Height	90 mm
Width	90 mm
Depth	111.4 mm
Bore dimensions	73 mm x 73 mm, 73 mm x 73 mm
Conductor length	2 m (AC sheathed cable)
	1 m (Locking actuator cables)
	1 m (Temperature sensors cables)
	1 m (Communications cables)

### Ambient conditions

Ambient temperature (operation)	-40 °C ... 60 °C
Ambient temperature (storage/transport)	-40 °C ... 85 °C
Max. altitude	4000 m (above sea level)
Degree of protection	IP55 (plugged in; when plugged in and ready to operate, the degree of protection is only ensued if both plug-in components are original products from Phoenix Contact or suitable standard-compliant products)
	IP67 (Inner area of vehicle charging inlet)

### Electrical properties

Charging power (nominal operation)	26 kW
Type of charging current	AC 3-phase
Number of power contacts	5 (L1, L2, L3, N, PE)
Rated current of power contacts	32 A AC
Rated voltage for power contacts	480 V AC
Number of signal contacts	2 (CP, PP)
Rated current for signal contacts	2 A
Rated voltage for signal contacts	30 V AC

# Vehicle charging inlet - CHARX T2HCI12-3AC32-2,0M2 - 1271966

## Technical data

### Electrical properties

Type of signal transmission	Pulse width modulation with modulated Powerline communication according to ISO/IEC 15118 / DIN SPEC 70121
Note on the connection method	Crimp connection, cannot be disconnected
Insulation resistance of neighboring contacts	> 200 MΩ
Resistor coding	4.7 kΩ (between PE and PP)
Temperature monitoring	AC contacts: PTC chain (DIN#EN#60738-1)

### Mechanical properties

Insertion/withdrawal cycles	> 10000
Insertion force	< 100 N
Withdrawal force	< 100 N

### Mounting

Restrictions to mounting position	Only 0 to 90 degree frontal inclination possible, see figure
Mounting position of the locking actuator	Right-side
Mounting hole diameter	6.70 mm (ø)
Required mounting screws	M6
Screws included in the scope of delivery	none

### Design

Design line	Generation 4
Housing color	black
Customer variations	On request

### Material

Material	Plastic
Flammability rating	V0
Material surface of contacts	Ag

### Locking

Locking type	Locking in the inserted state with a locking mechanism
--------------	--

### AC cable

Cable structure	5 x 6 mm <sup>2</sup>
External cable diameter	15.9 mm ±0.3 mm
Cable resistance	≤ 3.2 Ω/km
Outer sheath, material	Silicone
External sheath, color	orange
Minimum bending radius	3 x D
Cable weight	approx. 532 kg/km

### Locking actuator cable

## Vehicle charging inlet - CHARX T2HCI12-3AC32-2,0M2 - 1271966

### Technical data

#### Locking actuator cable

Cable structure	4 x 0.5 mm <sup>2</sup>
External cable diameter	1.6 mm -0.2 mm
Cable resistance	≤ 37.1 Ω/km
Outer sheath, material	PVC
Single wire, color	BU/RD, BU/GN, BU/YE, BU/BN
Minimum bending radius	15 mm
Cable weight	7 kg/km

#### Temperature sensor cable

Cable structure	2 x 0.5 mm <sup>2</sup>
External cable diameter	1.6 mm -0.2 mm
Cable resistance	≤ 37.1 Ω/km
Outer sheath, material	PVC
Single wire, color	brown, gray
Minimum bending radius	15 mm
Cable weight	7 kg/km

#### Cable communication

Cable structure	0.5 mm <sup>2</sup> + 0.5 mm <sup>2</sup>
External cable diameter	1.6 mm -0.2 mm
Cable resistance	≤ 37.1 Ω/km
Outer sheath, material	PVC
Single wire, color	black PP/CS white CP
Minimum bending radius	15 mm
Cable weight	7 kg/km

#### Locking actuator

Number of positions of the connectors	4
Operating voltage	12 V (Typical power supply at the motor)
Possible power supply range at the motor	9 V ... 16 V
Maximum voltage for locking detection	12 V
Typical motor current for locking	0.25 A
Reverse current of the motor	max. 1.5 A
Max. dwell time with reverse current	1 s
Recommended adaptation time	600 ms
Pause time after entry or exit path	3 s
Service life insertion cycles	> 10000 load cycles
Ambient temperature (operation)	-40 °C ... 80 °C

# Vehicle charging inlet - CHARX T2HCI12-3AC32-2,0M2 - 1271966

## Technical data

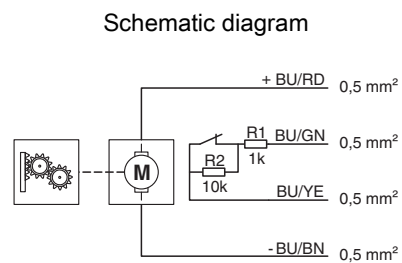
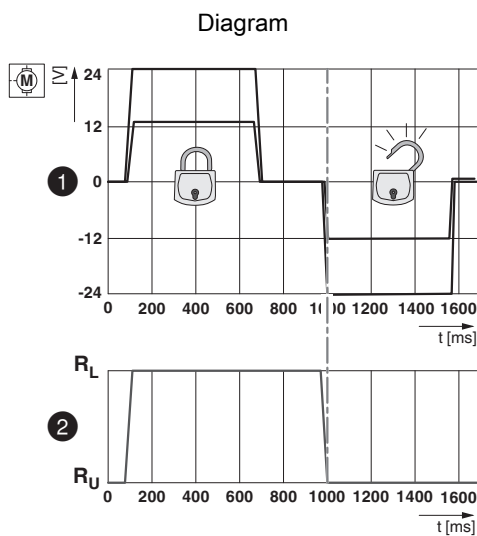
### Locking actuator

Cable length	1 m
Cable structure	4 x 0.5 mm <sup>2</sup>
Lock recognition	available
Mechanical emergency release	available

### Temperature monitoring, AC contacts

Type of sensor	PTC chain
Standards/regulations	DIN#EN 60738-1
Recommended measured current	≤ 1 mA (U <sub>max</sub> = 16 V DC)
Tolerance at the sensor with the recommended measured current	±5K
Temperature range	-40 °C ... 130 °C

## Drawings

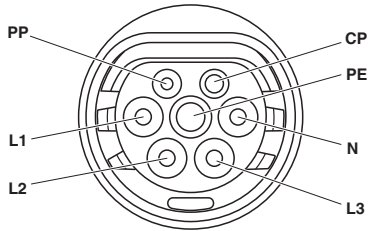


Block diagram of the locking actuator

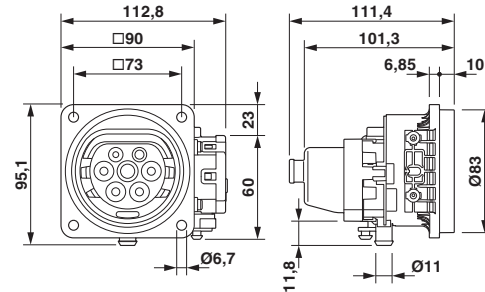
### Locking states of the locking actuator

# Vehicle charging inlet - CHARX T2HCI12-3AC32-2,0M2 - 1271966

Connection diagram



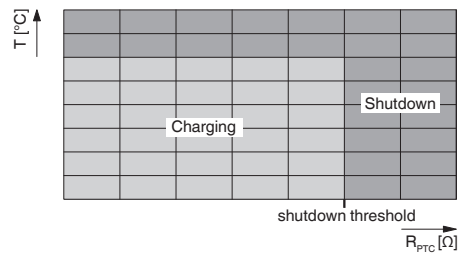
Dimensional drawing



Pin assignment of Vehicle Inlet

Dimensional drawing

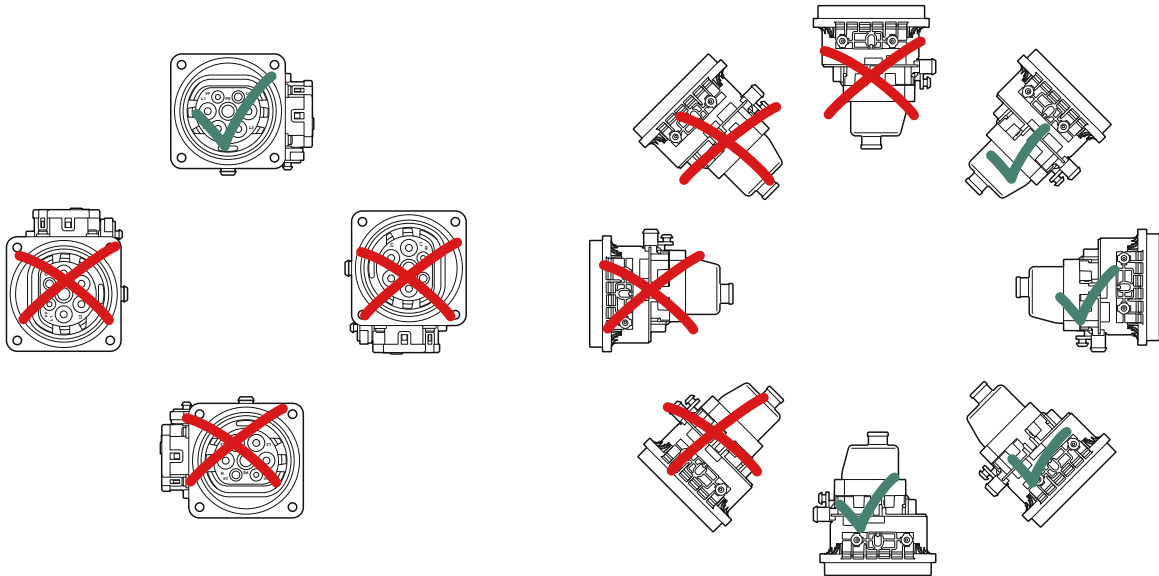
Schematic diagram



Temperature sensor technology resistance range at AC contacts

# Vehicle charging inlet - CHARX T2HCI12-3AC32-2,0M2 - 1271966

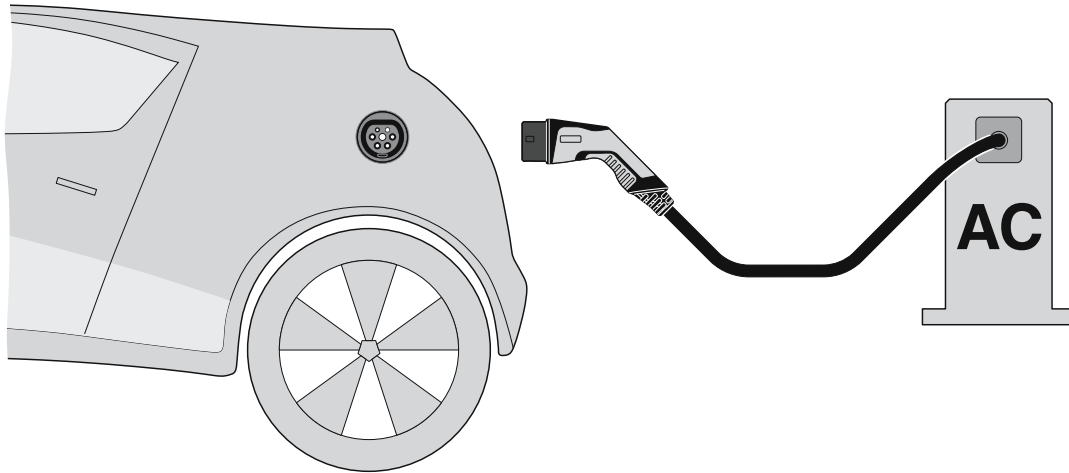
Connection diagram



Installation positions

## Vehicle charging inlet - CHARX T2HCI12-3AC32-2,0M2 - 1271966

Connection diagram




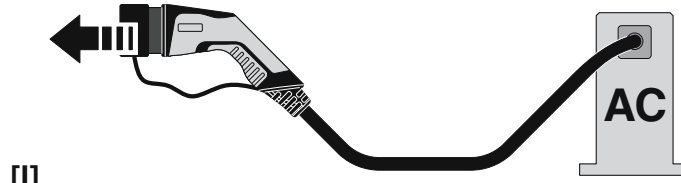


Terminology definition



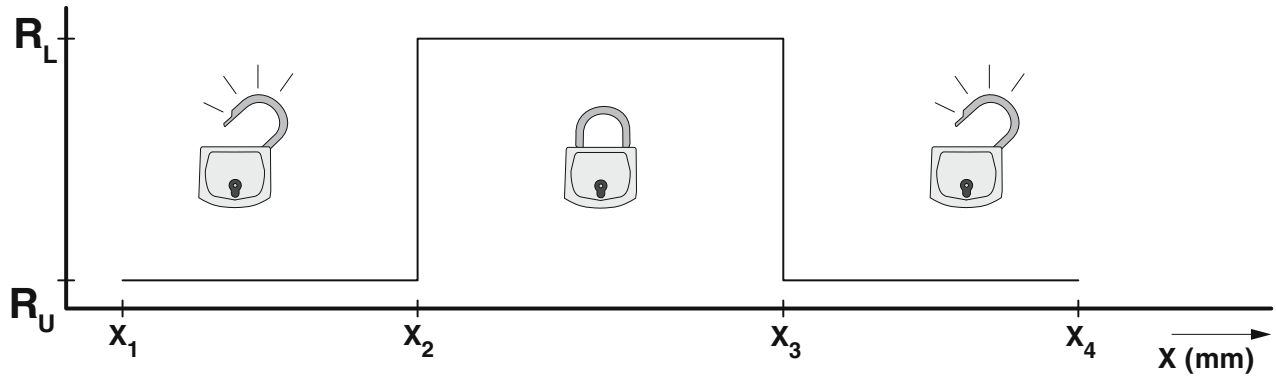
# Vehicle charging inlet - CHARX T2HCI12-3AC32-2,0M2 - 1271966

Functional drawing

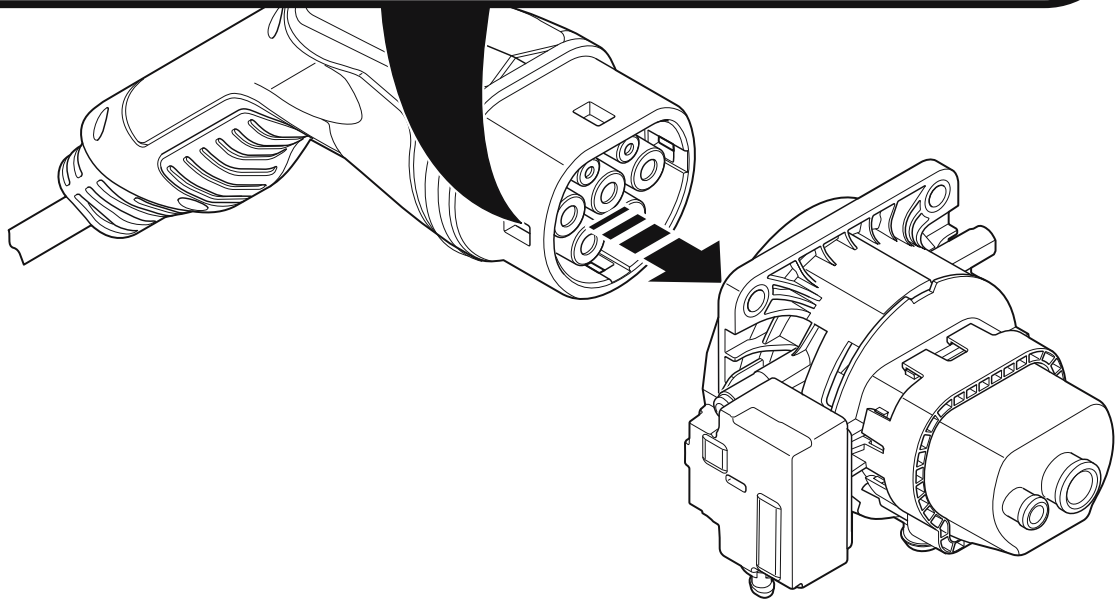


# Vehicle charging inlet - CHARX T2HCI12-3AC32-2,0M2 - 1271966

Schematic diagram



CHARX T2HCI12...: $R_U = 1 \text{ k}\Omega$	$R_L = 11 \text{ k}\Omega$	$R_U = 1 \text{ k}\Omega$
CHARX T2HCI24...: $R_U = \infty \text{ k}\Omega$	$R_L = 0 \text{ k}\Omega$	$R_U = \infty \text{ k}\Omega$



## Vehicle charging inlet - CHARX T2HCI12-3AC32-2,0M2 - 1271966

### Classifications

#### eCl@ss

eCl@ss 10.0.1	27144706
eCl@ss 11.0	27144706

#### ETIM

ETIM 7.0	EC002898
----------	----------