

# Subminiature Slide Switches



## Specifications:

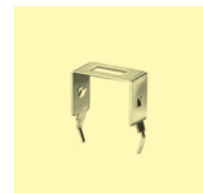
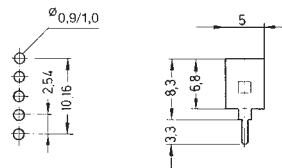
Contact rating:	max. 48 V AC/DC, 0,4 VA / max. 50 mA min. 20 mV AC/DC, 1 $\mu$ A
Contact resistance:	< 50 m $\Omega$
Insulation resistance:	> 500 M $\Omega$ at 250 V DC
Dielectric strength:	500 V, 50 Hz for the duration of 1 minute
Operating temperature:	- 20° to + 80° C
Mechanical life:	minimum 60 000 operations
Contacts:	phosphor bronze, gold-plated over nickel barrier
Terminals:	PC terminals, crimped, phosphor bronze, gold-plated over nickel barrier
Material:	case: PBT, meets UL 94 V-0, washable metal parts: nickel-plated brass
Mounting:	on pc-board
Soldering conditions:	auto-soldering – max.: 5 sec $\pm$ 1 sec., 260° C $\pm$ 5° C

## 4

One pole switches with flat terminals have a limited stability against side force. The stability can be improved by using a supporting bracket.

### Accessories for ASE 1.

Supporting bracket AZ 0009

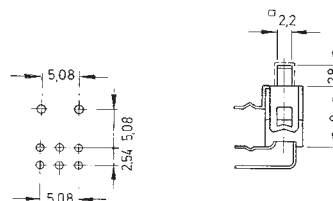


### Special pin configuration:

Subminiature slide switch  
with 5,08 mm spacing

Additional to type number: -1

Example of order: ASE 2D – RA – 1





# Subminiature Slide Switches

**Models:** Switching function – the closed contacts correspond to the slide position

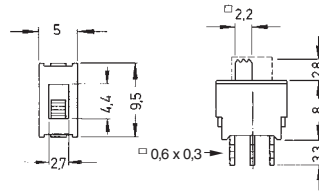
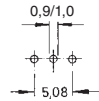
SPDT

ASE 1 D

on – on

ASE 1 E

on off on



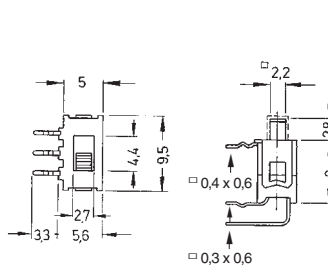
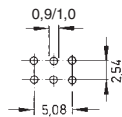
DPDT

ASE 2 D

on – on

ASE 2 E

on off on



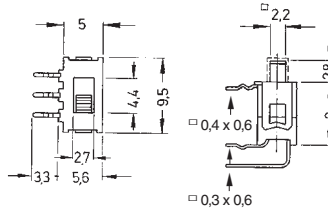
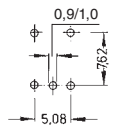
SPDT

ASE 1 D – RA

on – on

ASE 1 E – RA

on off on



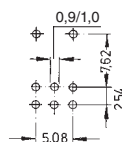
DPDT

ASE 2 D – RA


on – on

ASE 2 E – RA

on off on



washable



The cap can be removed after washing.

**Models:** Switching function – the closed contacts correspond to the slide position

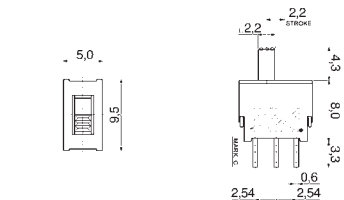
SPDT

ASL 1 D

on – on

ASL 1 E

on off on



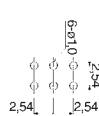
DPDT

ASL 2 D

on – on

ASL 2 E

on off on



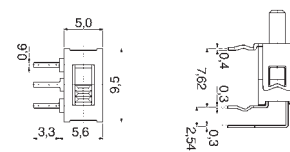
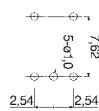
SPDT

ASL 1 D – RA

on – on

ASL 1 E – RA

on off on



DPDT

ASL 2 D – RA

on – on

ASL 2 E – RA

on off on

