

Product data sheet

Automation technology - Voltage and Power Supply

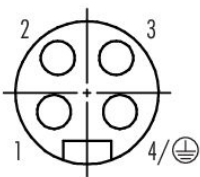
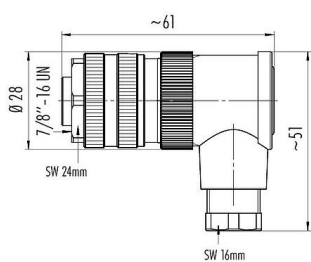


Product description	7/8" Female angled connector, Contacts: 3+PE, 6.0-8.0 mm, unshielded, screw clamp, IP67, UL, VDE
Area	series 820
Part no.	99 2442 52 04

Illustration

Scale drawing

Contact arrangement (Plug-in side)



You can find the component part drawing and assembly instructions on the next page.

Technical data

General features

Part no.	99 2442 52 04
Connector design	Female angled connector
Version	Connector socket angled
Connector locking system	screw
Termination	screw clamp
Degree of protection	IP67
Cross-sectional area	max. 1.50 mm² / AWG 16
Cable outlet	6.0-8.0 mm
Twistability	45° (8 coding options)
Temperature range from/to	-25 °C / 85 °C
Mechanical operation	> 50 Mating cycles
Weight (g)	48.95
Customs tariff number	85369010
Country of Origin	DE

Electrical parameters

Rated voltage	300 V (600 V UL)
Rated impulse voltage	4000 V
Rated current	9.0 A
Insulation resistance	≥ 10 ¹⁰ Ω
Pollution degree	3
Overvoltage category	III
Insulating material group	III
EMC compliance	unshielded

Product data sheet

Automation technology - Voltage and Power Supply



Product description	7/8" Female angled connector, Contacts: 3+PE, 6.0-8.0 mm, unshielded, screw clamp, IP67, UL, VDE
Area	series 820
Part no.	99 2442 52 04

Material

Housing material	PBT
Contact body material	PUR/PA
Contact material	CuZn (brass) / CuSn (bronze)
Contact plating	Au (gold)
Locking material	Zinc die-cast nickel-plated
REACH SVHC	CAS 96-45-7 (Imidazolidine-2-thione) CAS 7439-92-1 (Lead)
SCIP number	0a45d4f5-7bff-4457-9f6d-71245d05542f

Authorization/approvals

Approvals	UL, VDE
-----------	---------

Classifications

eCl@ss 11.1	27-44-01-02
ETIM 9.0	EC002635

Declarations of conformity

Low Voltage Directive	2014/35/EU (EN 60204-1:2018;EN 60529:1991)
-----------------------	--

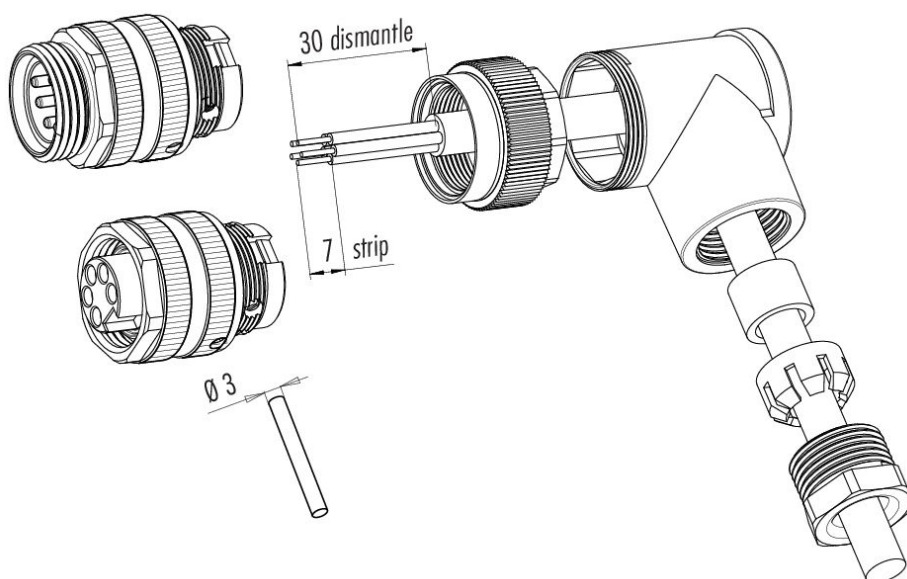
Product data sheet

Automation technology - Voltage and Power Supply



Product description	7/8" Female angled connector, Contacts: 3+PE, 6.0-8.0 mm, unshielded, screw clamp, IP67, UL, VDE
Area	series 820
Part no.	99 2442 52 04

Assembly instructions



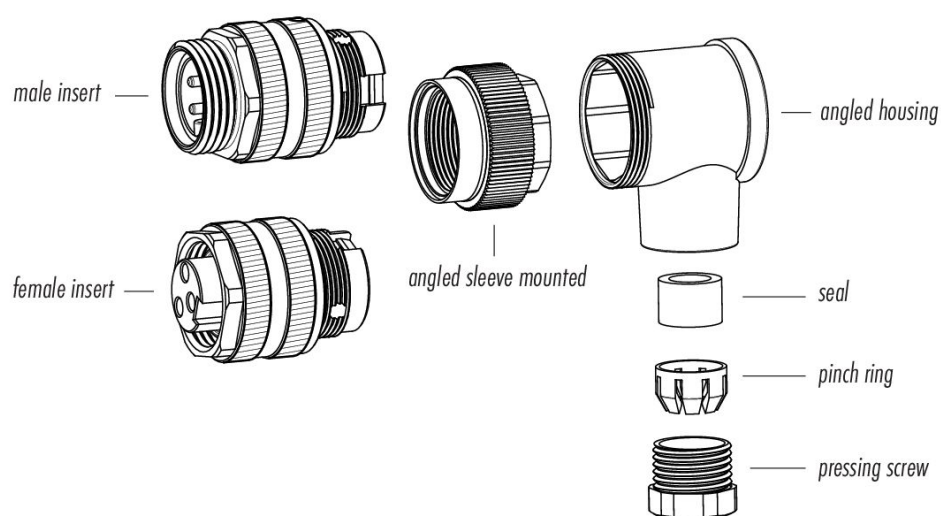
Product data sheet

Automation technology - Voltage and Power Supply



Product description	7/8" Female angled connector, Contacts: 3+PE, 6.0-8.0 mm, unshielded, screw clamp, IP67, UL, VDE
Area	series 820
Part no.	99 2442 52 04

Component part drawing



Product description	7/8" Female angled connector, Contacts: 3+PE, 6.0-8.0 mm, unshielded, screw clamp, IP67, UL, VDE
Area	series 820
Part no.	99 2442 52 04

Security notices

The connector must not be plugged or unplugged under load. Non-observance and improper use can result in personal injury.

The connectors have been developed for applications in plant engineering, control and electrical equipment construction. The user is responsible for checking whether the connectors can also be used in other areas of application.

To protect against unintentional opening of the connector, the thread between the housing and the connector head must be secured with a suitable cyanoacrylate adhesive when used in circuits with voltages dangerous to the touch. This does not apply to connectors used in SELV and PELV circuits according to IEC 61140 (EN 61140, VDE 0140-1).

Connectors which are used in circuits with voltages dangerous to the touch may only be installed and used by, or under the supervision of, persons with electrical engineering training, taking into account the applicable regulations and standards.

The user must take suitable safety precautions to ensure that the connector cannot be accidentally disconnected.

Plug connectors with enclosure protection IP67 and IP68 are not suitable for use under water. When used outdoors, the plug connectors must be protected separately against corrosion. For further information on the IP protection classes, please refer to the "Technical Information" download centre.

The plug connector is not suitable for mains voltages Please observe the pollution degree and the overvoltage category. For further information, please refer to the download center "Technical Information".

To lock the cable connector to the device connector, we recommend tightening the threaded ring to 1.5 Nm. A suitable torque wrench is available as an accessory (order no. 07 0082 000).