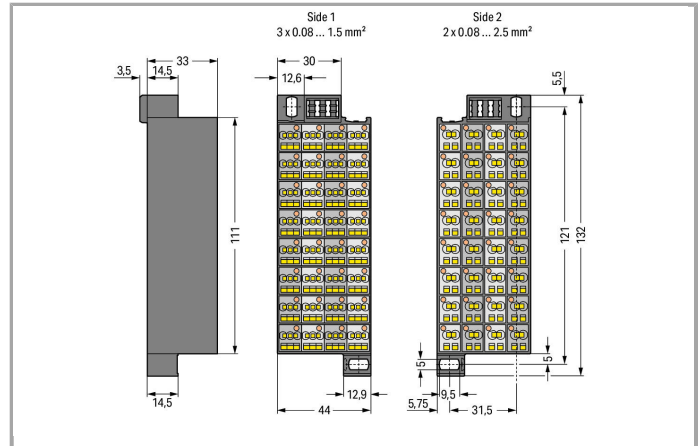



Data sheet | Item number: 726-222

Matrix patchboard; Marking 33-64; Colors of modules: gray/white;
 Numbering of modules on sides 1 and 2 arranged vertically and horizontally;
 32-pole



www.wago.com/726-222



Data

Electrical data

Ratings per IEC/EN 60664-1

Rated voltage (III / 3)	500 V
Rated impulse voltage (III / 3)	6 kV
Rated current	10 A
Legend (ratings)	(III / 3) ≙ Overvoltage category III / Pollution degree 3

Connection data

Connection type (1)	Side 1
Connection technology	CAGE CLAMP®
Number of connection points (connection type)	3

Actuation type	Operating tool
Connectable conductor materials	Copper
Solid conductor	0.08 ... 1.5 mm ² / 28 ... 16 AWG
Fine-stranded conductor	0.08 ... 1.5 mm ² / 28 ... 16 AWG
Strip length	8 ... 10 mm / 0.31 ... 0.39 Inch
Connection type (2)	Side 2
Number of connection points	2
No. of poles	32
Type of wiring	Front-entry wiring

Geometrical Data

Width	44 mm / 1.732 inch
Height	132 mm / 5.197 inch
Depth	36.5 mm / 1.437 inch

Mechanical data

Marking	Marking 33-64
---------	---------------

Material Data



Color	dark gray
Fire load	2.941 MJ
Weight	180.14 g

Commercial data

Country of origin	DE
GTIN	4044918979924

Approvals / Certificates

Country specific Approvals

Logo	Approval	Certificate name
	CSA DEKRA Certification B.V.	1101143
	KEMA/KEUR DEKRA Certification B.V.	71-100850

UL-Approvals

Logo	Approval	Certificate name
------	----------	------------------































UL
UL International Germany GmbH

E45172

Compatible products

Marking accessories

	Item no.: 209-185 Adaptor	www.wago.com/209-185
	Item no.: 209-500/209-035 WSB marking card; as card; MARKED; X (100x); not stretchable; Horizontal marking; snap-on type	www.wago.com/209-500/209-035
	Item no.: 209-501 WSB marking card; as card; not stretchable; plain; snap-on type	www.wago.com/209-501
	Item no.: 209-501/000-002 WSB marking card; as card; not stretchable; plain; snap-on type	www.wago.com/209-501/000-002
	Item no.: 209-501/000-005 WSB marking card; as card; not stretchable; plain; snap-on type	www.wago.com/209-501/000-005
	Item no.: 209-501/000-006 WSB marking card; as card; not stretchable; plain; snap-on type	www.wago.com/209-501/000-006
	Item no.: 209-501/000-007 WSB marking card; as card; not stretchable; plain; snap-on type	www.wago.com/209-501/000-007
	Item no.: 209-501/000-012 WSB marking card; as card; not stretchable; plain; snap-on type	www.wago.com/209-501/000-012
	Item no.: 209-501/000-017 WSB marking card; as card; not stretchable; plain; snap-on type	www.wago.com/209-501/000-017
	Item no.: 209-501/000-023 WSB marking card; as card; not stretchable; plain; snap-on type	www.wago.com/209-501/000-023
	Item no.: 209-501/000-024 WSB marking card; as card; not stretchable; plain; snap-on type	www.wago.com/209-501/000-024
	Item no.: 209-502 WSB marking card; as card; MARKED; 1 ... 10 (10x); not stretchable; Horizontal marking; snap-on type	www.wago.com/209-502
	Item no.: 209-566 WSB marking card; as card; MARKED; 1 ... 50 (2x); not stretchable; Horizontal marking; snap-on type	www.wago.com/209-566

	Item no.: 210-612 Marking strips; for self-marking; plain; Self-adhesive	www.wago.com/210-612
	Item no.: 726-905 Adaptor	www.wago.com/726-905
check		
	Item no.: 210-137 Test plug; 2.3 mm Ø; with 500 mm cable	www.wago.com/210-137
General accessories		
	Item no.: 726-902 Adaptor	www.wago.com/726-902
	Item no.: 726-903 Additional module for matrix patchboards; for snap-on fixing to the lower fixing element; Additional module with contact to mounting frame	www.wago.com/726-903
	Item no.: 726-904 Additional module for matrix patchboards; for snap-on fixing to the lower fixing element; insulated; Additional module	www.wago.com/726-904
Jumper		
	Item no.: 709-107 Wire commoning chain; insulated; 32 connections	www.wago.com/709-107
tools		
	Item no.: 210-719 Operating tool with partially insulated shaft; Type 1, blade (2.5 x 0.4) mm	www.wago.com/210-719
Insulation stop		
	Item no.: 726-901 Insulation stop; 0.08 - 0.2 mm ² "s" (0.14 mm ² "f-st"); 4 x 3 pieces/strip	www.wago.com/726-901
	Item no.: 726-906 Insulation stop; 0.25 mm ² "s"; 0.14 - 0.25 mm ² "f-st"; 4 x 3 pieces/strip	www.wago.com/726-906
	Item no.: 726-907 Insulation stop; 0.25 - 0.5 mm ² "s+f-st"; 4 x 3 pieces/strip	www.wago.com/726-907
ferrule		
	Item no.: 216-104 Ferrule; Sleeve for 1.5 mm ² / AWG 16; uninsulated; electro-tin plated	www.wago.com/216-104
	Item no.: 216-123 Ferrule; Sleeve for 1 mm ² / AWG 18; uninsulated; electro-tin plated	www.wago.com/216-123
	Item no.: 216-202 Ferrule; Sleeve for 0.75 mm ² / AWG 20; insulated; electro-tin plated	www.wago.com/216-202
	Item no.: 216-204 Ferrule; Sleeve for 1.5 mm ² / AWG 16; insulated; electro-tin plated	www.wago.com/216-204



Downloads

CAD files

CAD data

3D Download 726-222

URL

Download

Subject to changes.

WAGO Corporation
Germantown, WI 53022
Phone: 1-800-DIN-RAIL (346-7245) | Fax: (262) 255-6222
Email: info.us@wago.com | Web: www.wago.com

Do you have any questions about our products?
We are always happy to take your call at {0}.