REVISIONS					
REV.	ECN NO.	LOCATION	DESCRIPTION	DATE	DESIGN
A0	N/A		INITIAL RELEASE	/	/
A1	N/A		图面升级整理图面	2024.9.26	阿树

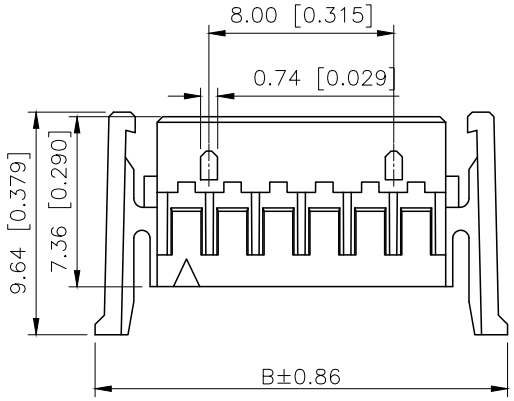

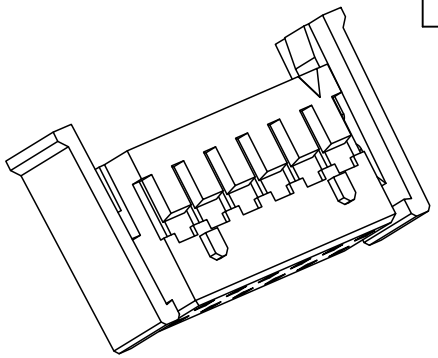

■SPECIFICATIONS
- Voltage rating:250V AC/DC
- Current rating:3A AC/DC
- Withstanding Voltage:800V AC/minute
- Temperature range:−40°C~+125°C
- Insulation resistance:≥1000MΩ
- Contact resistance:≤10mΩ
- After environmental testing:≤20mΩ

PART NO.:

X2026 H−2xXX AH−N0 XX
① ② ③ ④ ⑤ ⑥

①Series No
②Category:H−HSG
③Row No−Pin No:2xXX−2x02P~2x22P
④Plug the Pin&Special N0:
A−With Lock; H−Higsh Salient Point
⑤Material:N0−PA66 94V−0
⑥Color:Blank−Natural Color

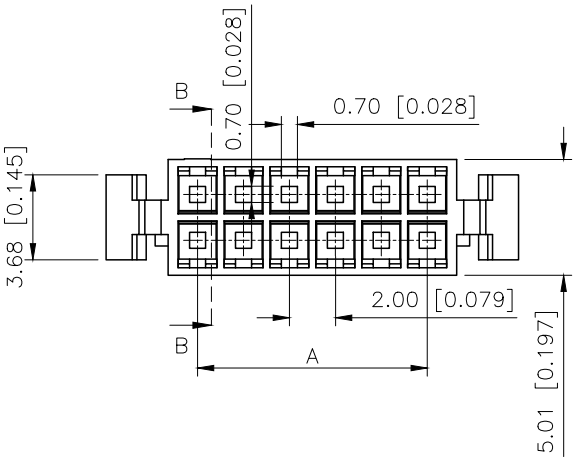

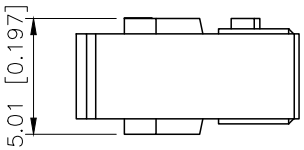

X2026H−2xXXAH−N0	Nylon 66 UL 94V−0	X2026T	X2026WV−A X2026WR−A
PART NO	Material	Suitable XKB Terminal	Suitable XKB Terminal

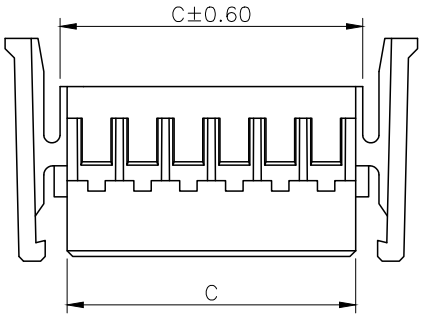

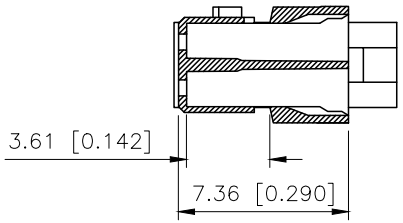

B−B

poles	Dimensions(mm)			poles	Dimensions(mm)			Poles	Dimensions(mm)		
	A	B	C		A	B	C		A	B	C
2x02	2.00	9.00	4.50	2x09	16.00	23.00	18.50	2x16	30.00	37.00	32.50
2x03	4.00	11.00	6.50	2x10	18.00	25.00	20.50	2x17	32.00	39.00	34.50
2x04	6.00	13.00	8.50	2x11	20.00	27.00	22.50	2x18	34.00	41.00	36.50
2x05	8.00	15.00	10.50	2x12	22.00	29.00	24.50	2x19	36.00	43.00	38.50
2x06	10.00	17.00	12.50	2x13	24.00	31.00	26.50	2x20	38.00	45.00	40.50
2x07	12.00	19.00	14.50	2x14	26.00	33.00	28.50				
2x08	14.00	21.00	16.50	2x15	28.00	35.00	30.50				

AuGLAR	±5°
X.	±0.40
X.x	±0.30
X.xx	±0.20
X.xxx	±0.15
UNSPECIFIED TOLERAuCES	

XKB Connection

DESIGN	阿树	VIEW:	MODEL TYPE: 2.00mm Crimp Style Connector
CHECKED		UNIT: mm/in	PART NO.: X2026H−2xXXAH−N0
APPROVED		SIZE: A4	DWG NO.:

XKB INDUSTRIAL PRECISION CO.,LIMITED

SCALE	PAGE	REVISION
N/A	1/1	A1