

1SNK505061R0000 ✓ ACTIVE

ENTRELEC | ENTRELEC SNK

TE Internal #: 1SNK505061R0000

Feed-Through, Screw Clamp Terminal Block, Green, Product Spacing 5.2 mm [.205 in], 2 Position, DIN Rail, ENTRELEC SNK, Modular Terminal Blocks

[View on TE.com >](#)



Connectors > Terminal Blocks & Strips > Modular Terminal Blocks



Block Function: **Feed-Through**

Modular Terminal Block Product Type: **Screw Clamp Terminal Block**

Primary Product Color: **Green**

Product Spacing: **5.2 mm [.205 in]**

Number of Positions: **2**

## Features

### Product Type Features

|                                     |                            |
|-------------------------------------|----------------------------|
| Modular Terminal Block Product Type | Screw Clamp Terminal Block |
|-------------------------------------|----------------------------|

### Configuration Features

|                     |              |
|---------------------|--------------|
| Gauge Type          | A3-B3        |
| Number of Levels    | 1            |
| Number of Circuits  | 1            |
| Block Function      | Feed-Through |
| Number of Positions | 2            |

### Electrical Characteristics

|  |        |
|--|--------|
| Impulse Withstanding Voltage Rating (IEC)                | 8000 V |
| Current Rating (CSA)                                     | 20 A   |
| Power Loss   | 1 W    |
| Short-Time Withstanding Current Rating @ 1s              | 480 A  |
| Voltage Rating (IEC)                                     | 1000 V |
| Operating Voltage Rating (UL & CSA) (Max) - Main Circuit | 600 V  |

|                                       |        |
|---------------------------------------|--------|
| Voltage Rating (CSA)                  | 600 V  |
| Dielectric Withstanding Voltage (Max) | 2200 V |
| Current Rating (UL)                   | 20 A   |
| Current Rating (IEC)                  | 32 A   |

### Body Features

|                       |                |
|-----------------------|----------------|
| Product Weight        | 8.8 g[.346 oz] |
| Primary Product Color | Green          |

### Mechanical Attachment

|                         |                   |
|-------------------------|-------------------|
| DIN Rail Mounting Type  | TH35-15, TH35-7.5 |
| Connector Mounting Type | DIN Rail          |

### Housing Features

|                  |           |
|------------------|-----------|
| Housing Material | Polyamide |
|------------------|-----------|

### Dimensions

|   |                          |
|---|--------------------------|
| Main Circuit Capacity - Twin Ferrule per Screw Clamp                | 24 – 16 AWG              |
| Main Circuit Capacity - 1 Flexible Conductor per Screw Clamp        | 24 – 12 AWG              |
| Main Circuit Capacity - 1 Non-Insulated Ferrule per Screw Clamp     | .22 – 4 mm <sup>2</sup>  |
| Main Circuit Capacity - 1 Insulated Ferrule per Screw Clamp         | 24 – 14 AWG              |
| Main Circuit Capacity - 2 Flexible Conductors per Screw Clamp       | .2 – 1.5 mm <sup>2</sup> |
| Main Circuit Capacity - 1 Rigid Stranded Conductor per Screw Clamp  | 24 – 12 AWG              |
| Wire Stripping Length   | 10.5 mm[.413 in]         |
| Main Circuit Capacity - 2 Rigid Stranded Conductors per Screw Clamp | .2 – 1.5 mm <sup>2</sup> |
| Tool Size   | 3.5 mm[.138 in]          |
| Product Depth   | 47.3 mm                  |
| Product Length  | 47.3 mm[1.86 in]         |
| Product Height  | 53 mm                    |
| Product Spacing   | 5.2 mm[.205 in]          |

### Usage Conditions

|                                |                            |
|--------------------------------|----------------------------|
| Installation Temperature Range | -5 – 40 °C[23 – 104 °F]    |
| Operating Temperature Range    | -55 – 110 °C[-67 – 230 °F] |

### Industry Standards

|           |      |
|-----------|------|
| IP Rating | IP20 |
|-----------|------|



UL Flammability Rating

UL 94V-0

### Product Compliance





[For compliance documentation, visit the product page on TE.com>](#)

|   |   |
|---|---|
| EU RoHS Directive 2011/65/EU                  | Compliant   |
| EU ELV Directive 2000/53/EC                   | Compliant   |
| China RoHS 2 Directive MIIT Order No 32, 2016 | No Restricted Materials Above Threshold   |
| EU REACH Regulation (EC) No. 1907/2006        | Current ECHA Candidate List: JUNE 2024 (241)<br>Candidate List Declared Against: JUNE 2024 (241)<br>Does not contain REACH SVHC |
| Halogen Content                               | Low Halogen - Br, Cl, F, I < 900 ppm per homogenous material. Also BFR/CFR/PVC Free   |
| Solder Process Capability                     | Not reviewed for solder process capability  |

#### Product Compliance Disclaimer



This information is provided based on reasonable inquiry of our suppliers and represents our current actual knowledge based on the information they provided. This information is subject to change. The part numbers that TE has identified as EU RoHS compliant have a maximum concentration of 0.1% by weight in homogenous materials for lead, hexavalent chromium, mercury, PBB, PBDE, DBP, BBP, DEHP, DIBP, and 0.01% for cadmium, or qualify for an exemption to these limits as defined in the Annexes of Directive 2011/65/EU (RoHS2). Finished electrical and electronic equipment products will be CE marked as required by Directive 2011/65/EU. Components may not be CE marked. Additionally, the part numbers that TE has identified as EU ELV compliant have a maximum concentration of 0.1% by weight in homogenous materials for lead, hexavalent chromium, and mercury, and 0.01% for cadmium, or qualify for an exemption to these limits as defined in the Annexes of Directive 2000/53/EC (ELV). Regarding the REACH Regulation, the information TE provides on SVHC in articles for this part number is based on the latest European Chemicals Agency (ECHA) 'Guidance on requirements for substances in articles' posted at this URL: <https://echa.europa.eu/guidance-documents/guidance-on-reach>

### Compatible Parts

|  |  |   |   |
|--|--|---|---|
|  <p>TE Part # 1SNK140000R0000<br/>MC512</p> |  <p>TE Part # 1SNK140004R0000<br/>MC512-YL</p> |  <p>TE Part # 1SNK900001R0000<br/>BAM4</p> |  <p>TE Part # 1SNK900002R0000<br/>BAZ1</p> |
|--|--|---|---|



Also in the Series | **ENTRELEC SNK**



Customers Also Bought



## Documents

### CAD Files

3D PDF

3D

Customer View Model

[ENG\\_CVM\\_CVM\\_1SNK505061R0000\\_A.2d\\_dxf.zip](#)

English

Customer View Model

[ENG\\_CVM\\_CVM\\_1SNK505061R0000\\_A.3d\\_igs.zip](#)

English

Customer View Model

[ENG\\_CVM\\_CVM\\_1SNK505061R0000\\_A.3d\\_stp.zip](#)

English

By downloading the CAD file I accept and agree to the [Terms and Conditions](#) of use.

### Datasheets & Catalog Pages

[ENTRELEC Terminal Block - Master Catalog](#)

[ENTRELEC Terminal Block - Master Catalog](#)

English

1SNK505061R0000

Feed-Through, Screw Clamp Terminal Block, Green, Product Spacing 5.2 mm [.205 in], 2 Position, DIN Rail, ENTRELEC SNK, Modular Terminal Blocks



[ZS4-GN](#)

English

[SNK SERIES TERMINAL BLOCKS](#)

English

[ENTRELEC Terminal Blocks Catalogue \(RUS\)](#)

---

[Agency Approvals](#)

[ZK-ZS\\_ATEX\\_1SND225112U1006-C-TE](#)

English