

63232-1 ✓ ACTIVE

Positive Lock | Mark II, Positive Lock 187

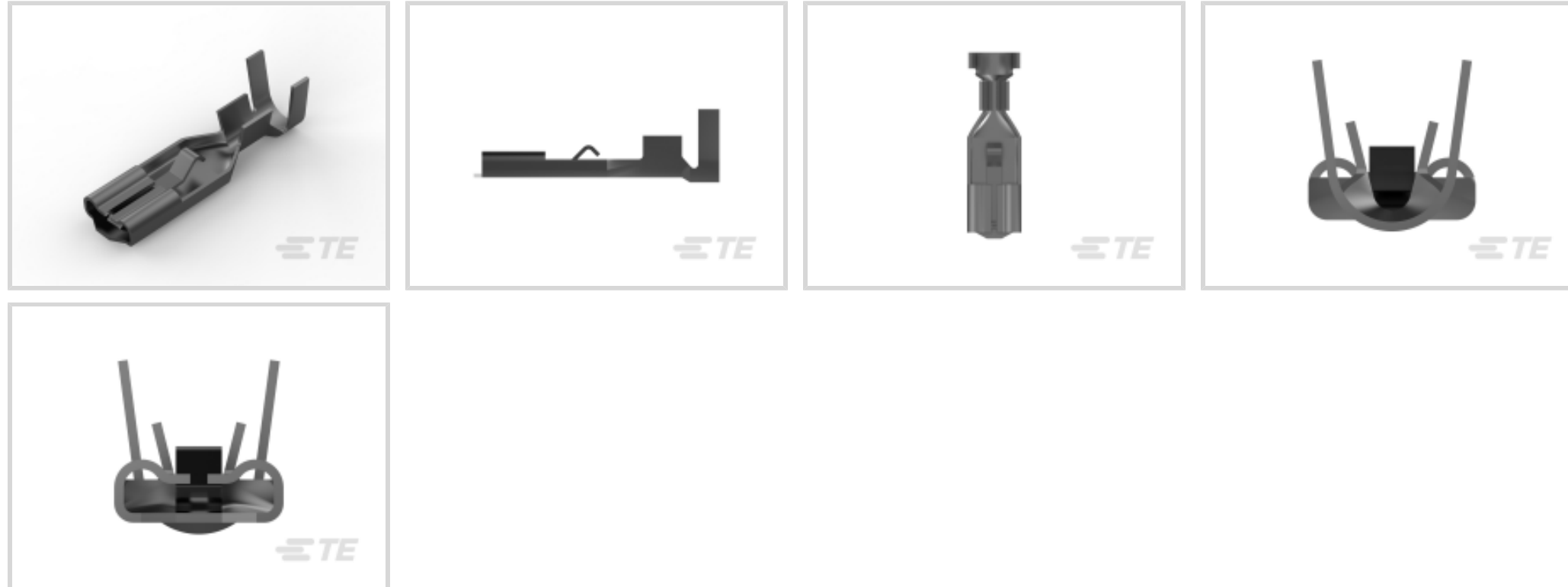
TE Internal #: 63232-1

Receptacle, 20 – 16 AWG Wire Size, .51 – 1.31 mm² Wire Size,
Mating Tab Width 4.75 mm [.187 in], Straight, Brass, Positive Lock
187, Quick Disconnects

[View on TE.com >](#)



Terminals & Splices > Quick Disconnects



Quick Disconnect Terminal Type: **Receptacle**

Wire Size: .51 – 1.31 mm²

Mating Tab Width: 4.75 mm [.187 in]

Mating Tab Thickness: .51 mm [.02 in]

Features

Product Type Features

Insertion Force	Normal
-----------------	--------

Configuration Features

Compatible With Wire & Cable Type	Discrete Wire
-----------------------------------	---------------

Contact Features

Quick Disconnect Terminal Type	Receptacle
Mating Tab Width	4.75 mm [.187 in]
Mating Tab Thickness	.51 mm [.02 in]
Terminal Orientation	Straight
Contact Base Material	Brass
Terminal Plating Material	Pre-Tin
Crimp Type	F-Crimp
Barrel Type	Open

Termination Features

Product Terminates To	Wire & Cable
-----------------------	--------------



Mechanical Attachment

Extraction Force	7 – 100 Newton
Wire Insulation Support	With
Mating Retention Type	Dimple

Dimensions

Terminal Material Thickness	.3 mm[.012 in]
Product Length	19.18 mm[.755 in]
Compatible Insulation Diameter Range	2.29 – 3.3 mm[.09 – .13 in]
Wire Size	.51 – 1.31 mm ²

Usage Conditions

Insulation Option	Uninsulated
Operating Temperature Range	-40 – 110 °C[-40 – 230 °F]

Industry Standards

Compatible With Agency/Standards Products	UL
---	----

Packaging Features

Packaging Quantity	12000
Packaging Method	Strip/Reel

Product Compliance

[For compliance documentation, visit the product page on TE.com>](#)

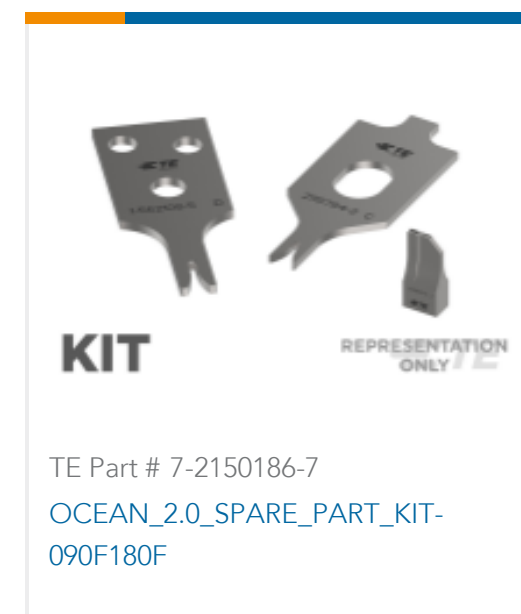
EU RoHS Directive 2011/65/EU	Compliant
EU ELV Directive 2000/53/EC	Compliant
China RoHS 2 Directive MIIT Order No 32, 2016	No Restricted Materials Above Threshold
EU REACH Regulation (EC) No. 1907/2006	Current ECHA Candidate List: JUNE 2024 (241) Candidate List Declared Against: JUNE 2024 (241) Does not contain REACH SVHC
Halogen Content	Low Halogen - Br, Cl, F, I < 900 ppm per homogenous material. Also BFR/CFR/PVC Free
Solder Process Capability	Not applicable for solder process capability

Product Compliance Disclaimer

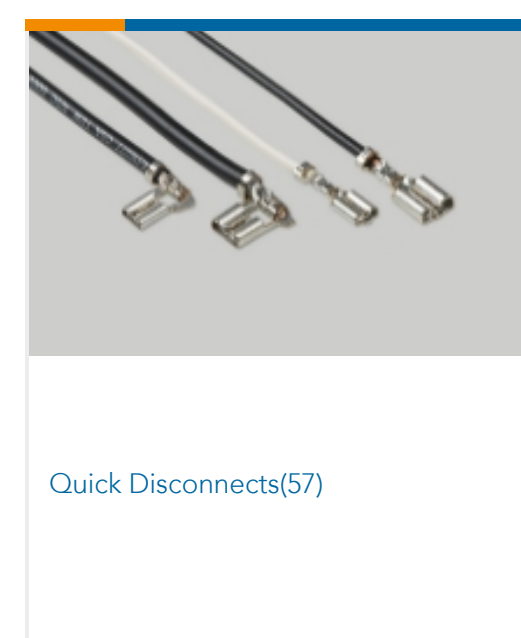
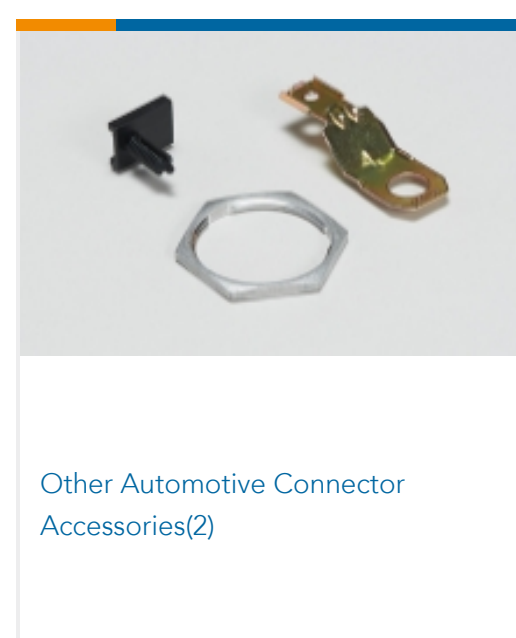
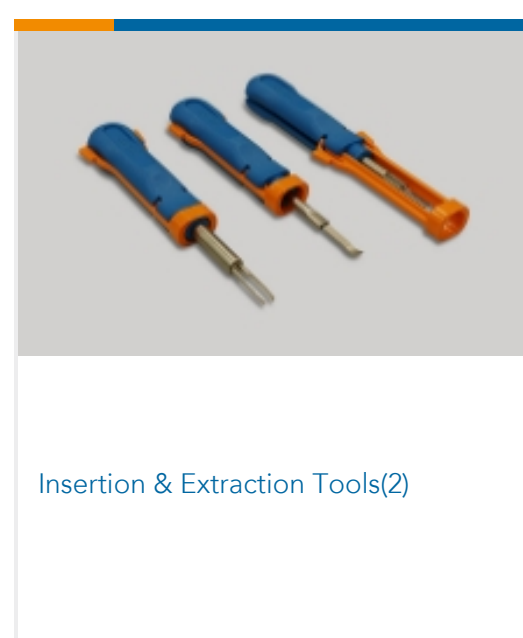
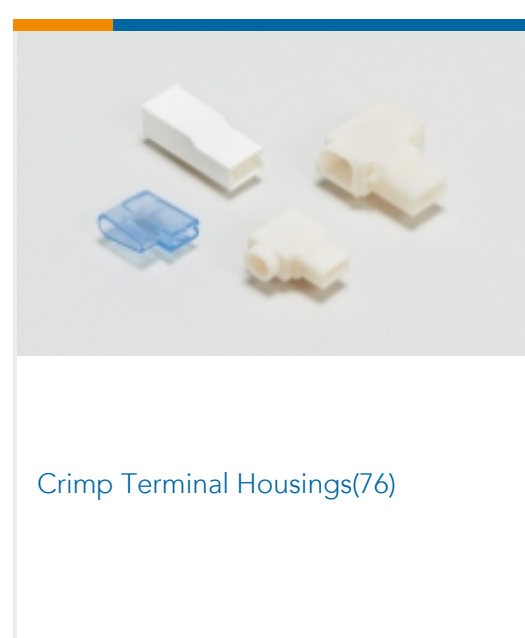

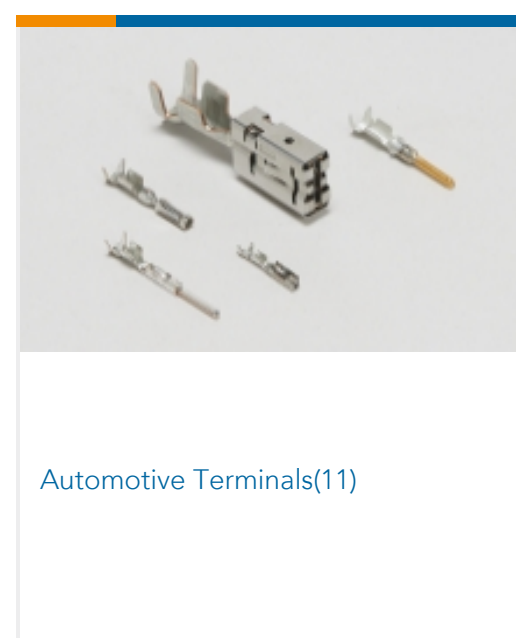
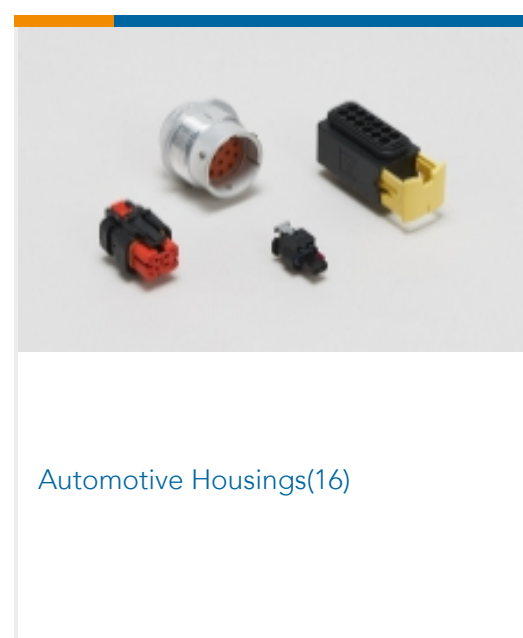
This information is provided based on reasonable inquiry of our suppliers and represents our current actual knowledge based on the information they provided. This information is subject to change. The part numbers that TE has identified as

EU RoHS compliant have a maximum concentration of 0.1% by weight in homogenous materials for lead, hexavalent chromium, mercury, PBB, PBDE, DBP, BBP, DEHP, DIBP, and 0.01% for cadmium, or qualify for an exemption to these limits as defined in the Annexes of Directive 2011/65/EU (RoHS2). Finished electrical and electronic equipment products will be CE marked as required by Directive 2011/65/EU. Components may not be CE marked. Additionally, the part numbers that TE has identified as EU ELV compliant have a maximum concentration of 0.1% by weight in homogenous materials for lead, hexavalent chromium, and mercury, and 0.01% for cadmium, or qualify for an exemption to these limits as defined in the Annexes of Directive 2000/53/EC (ELV). Regarding the REACH Regulation, the information TE provides on SVHC in articles for this part number is based on the latest European Chemicals Agency (ECHA) 'Guidance on requirements for substances in articles' posted at this URL: <https://echa.europa.eu/guidance-documents/guidance-on-reach>


Compatible Parts



Also in the Series | Mark II



Also in the Series | Positive Lock 187




Crimp Terminal Housings(86)



Insertion & Extraction Tools(2)

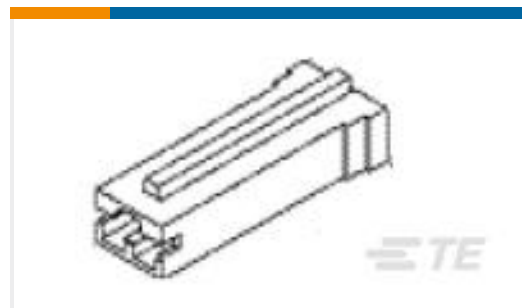
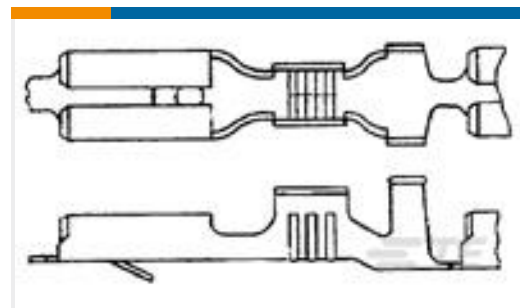




Insulation Boots & Sleeves(7)



Quick Disconnects(57)

Customers Also Bought

TE Part #521125-1
PL 187 HOUSING TAB 0.81 NYLON 6/6TE Part #170015-1
FF 110 REC 20-16AWG BRTE Part #640204-1
RING .164 (4.17 MM) 22-18 AWG TPSTTE Part #63854-2
250 PL MKIII REC. 18-14AWG TPBRTE Part #63306-2
250 FASTON REC 18-14 AWG TPBRTE Part #170328-1
250 PL MKII REC. 18-14AWG PTBRTE Part #2150129-2
OCEAN_2.0_Applicator-S-110F180O-RSATE Part #2150364-1
OCEAN_2.0_Applicator-E-090F130F-REMTE Part #2151202-1
OCEAN-2.0-APPLICATOR-S-070F110F-RSMTE Part #687926-6
APPL,HDM 5SMPR090F200F G

Documents

Product Drawings

[POSITIVE LOCK 187 REC 20-16 AWG TPBR](#)

English

CAD Files

[3D PDF](#)

3D

[Customer View Model](#)

[ENG_CVM_CVM_63232-1_AH.2d_dxf.zip](#)



English

Customer View Model

[ENG_CVM_CVM_63232-1_AH.3d_igs.zip](#)

English

Customer View Model

[ENG_CVM_CVM_63232-1_AH.3d_stp.zip](#)

English

By downloading the CAD file I accept and agree to the [Terms and Conditions](#) of use.

Datasheets & Catalog Pages

Positive Lock Receptacles

English

Product Specifications

Application Specification

English