



TE Internal #: 1-2071556-0

General Purpose Power Relay, Monostable, .45 W Coil, 1280 ohm
Coil Resistance, UL Coil Insulation Class F, 24 VDC Coil Voltage,
Power Relays

[View on TE.com >](#)

Relays & Contactors > Relays > Power Relays



Relay Type: **General Purpose Power Relay**

Coil Magnetic System: **Monostable**

Coil Power Rating DC: **.45 W**

Coil Resistance: **1280 Ω**

Coil Special Features: **UL Coil Insulation Class F**

Features

Product Type Features

Relay Type	General Purpose Power Relay
------------	-----------------------------

Configuration Features

Coil Special Features	UL Coil Insulation Class F
Contact Arrangement	1 Form A SPST-NO
Contact Number of Poles	1

Electrical Characteristics

Coil Current	.08 A
Insulation Initial Dielectric Between Open Contacts	750 Vrms
Contact Limiting Making Current	16 A
Contact Limiting Short-Time Current	16 A
Contact Limiting Continuous Current	16 A
Insulation Initial Dielectric Between Adjacent Contacts	750 Vrms
Insulation Initial Dielectric Between Contacts & Coil	4000 Vrms
Insulation Initial Resistance	1000 M Ω



Contact Limiting Breaking Current	16 A
Coil Power Rating DC	.45 W
Coil Resistance	1280 Ω
Coil Voltage Rating	24 VDC
Contact Current Rating	16 A
Contact Switching Load (Min)	100mA @ 5V
Contact Switching Voltage (Max)	250 VAC
Contact Voltage Rating	250 VAC

Body Features

Enclosure Type	Sealed
Primary Product Color	Black
Product Weight	5.8 g

Contact Features

Contact Plating Material	AgSnO
Contact Material	AgSnOInO

Termination Features

Relay Connection Type	PCB Termination
Terminal Configuration	Solder Pins

Mechanical Attachment

Product Mount Type	Printed Circuit Board
--------------------	-----------------------

Dimensions

Insulation Clearance Between Contact & Coil	7 mm[.28 in]
Insulation Creepage Between Contact & Coil	11 mm[.43 in]
Product Width	10.2 mm[.401 in]
Product Length	18.2 mm[.716 in]
Product Height	14.8 mm[.582 in]

Usage Conditions

Environmental Category of Protection	RTIII
Environmental Ambient Temperature (Max)	85 °C[185 °F]
Operating Temperature Range	-40 – 85 °C[-40 – 185 °F]

Operation/Application

Current Type	DC
--------------	----



Coil Magnetic System

Monostable

Packaging Features

Packaging Method	Tray/Box
------------------	----------

Other

Length Class (Mechanical)	16 – 20 mm
Environmental Ambient Temperature Class	70 – 85 °C
Height Class (Mechanical)	14 – 15 mm
Coil Power Rating Class	.45 W
Width Class (Mechanical)	10 – 12 mm
Contact Current Class	16 A

Product Compliance

For compliance documentation, visit the product page on TE.com>

EU RoHS Directive 2011/65/EU	Compliant
EU ELV Directive 2000/53/EC	Compliant
China RoHS 2 Directive MIIT Order No 32, 2016	No Restricted Materials Above Threshold
EU REACH Regulation (EC) No. 1907/2006	Current ECHA Candidate List: JUNE 2024 (241) Candidate List Declared Against: JAN 2023 (233) Does not contain REACH SVHC
Halogen Content	Not Low Halogen - contains Br or Cl > 900 ppm.
Solder Process Capability	Wave solder capable to 265°C

Product Compliance Disclaimer

This information is provided based on reasonable inquiry of our suppliers and represents our current actual knowledge based on the information they provided. This information is subject to change. The part numbers that TE has identified as EU RoHS compliant have a maximum concentration of 0.1% by weight in homogenous materials for lead, hexavalent chromium, mercury, PBB, PBDE, DBP, BBP, DEHP, DIBP, and 0.01% for cadmium, or qualify for an exemption to these limits as defined in the Annexes of Directive 2011/65/EU (RoHS2). Finished electrical and electronic equipment products will be CE marked as required by Directive 2011/65/EU. Components may not be CE marked. Additionally, the part numbers that TE has identified as EU ELV compliant have a maximum concentration of 0.1% by weight in homogenous materials for lead, hexavalent chromium, and mercury, and 0.01% for cadmium, or qualify for an exemption to these limits as defined in the Annexes of Directive 2000/53/EC (ELV). Regarding the REACH Regulation, the information TE provides on SVHC in articles for this part number is based on the latest European Chemicals Agency (ECHA) ‘Guidance on requirements for substances in articles’ posted at this URL: <https://echa.europa.eu/guidance-documents/guidance-on-reach>

Compatible Parts




TE Part # 2071556-2
[OJS-SS-124HEF,00000](#)


Customers Also Bought



TE Part #5499922-9
[A/L UNIV HDR 40P VERT LG LAT](#)



TE Part #1-5177986-3
[0.8FH,P06H.5,080,08/Sn,TR,SC](#)



TE Part #5084616-3
[0.8FH,R13H.5,080,08/Sn,TR,SC](#)




TE Part #3-1630019-6
[HSC200 4R7 5%](#)



TE Part #644752-2
[02P MTA156 HDR ASSY SQ STR F/L](#)



TE Part #2373376-6
[6P,2MM,SHRD HDR,DRVT,SMD,0.1AU, TB](#)



TE Part #2316108-6
[6P,2MM,REC,HSG,DR,CRIMP,PLAIN, BOX](#)



TE Part #936119-1
[4POS MQS REC](#)



TE Part #2176487-2
[BMC 0805 60R 25% A Med C](#)



TE Part #2377200-1
[DMD 149 SOCKET ASSY, S450, REEL](#)

Documents

CAD Files

3D PDF

3D

Customer View Model

[ENG_CVM_CVM_1-2071556-0_A.2d_dxf.zip](#)

English

Customer View Model

[ENG_CVM_CVM_1-2071556-0_A.3d_igs.zip](#)

English



Customer View Model

[ENG_CVM_CVM_1-2071556-0_A.3d_stp.zip](#)

English

By downloading the CAD file I accept and agree to the [Terms and Conditions](#) of use.

Datasheets & Catalog Pages

[OJS_10A/16A.STD](#)

English

[OJS Power Miniature PCB 10A / 16A Relays](#)

English

Product Specifications

[Definitions General Purpose Relays](#)

English

Agency Approvals

[UL](#)

English