

AC Line Rated Ceramic Disc Capacitors Class X1, 440 V_{AC}, Class Y2, 250 V_{AC}


DESIGN SUPPORT TOOLS
[click logo to get started](#)


QUICK REFERENCE DATA	
DESCRIPTION	VALUE
Ceramic Class	2
Ceramic Dielectric	Y5U
Voltage (V _{AC})	440 250
Min. Capacitance (pF)	1000
Max. Capacitance (pF)	12 000
Mounting	Radial

MARKING

Marking indicates series, AC rating, capacitance, tolerance code, and approvals.

OPERATING TEMPERATURE RANGE

-40 °C to +125 °C

TEMPERATURE CHARACTERISTICS

Class 2 Y5U

SECTIONAL SPECIFICATIONS

Climatic category (according to EN 60058-1)

Class 2 40/125/21

APPROVALS

IEC 60384-14 (edition 4)

UL 60384-14 2nd edition

DIN EN 60384-14

CSA E60384-1:03 2nd edition, CSA E60384-14:14 3rd edition

FEATURES

- Complying with IEC 60384-14 (edition 4)
- High reliability
- Wide range of capacitance values
- Wide range of different leadstyles
- Singlelayer AC disc safety capacitors
- Material categorization: for definitions of compliance please see www.vishay.com/doc?99912


RoHS
COMPLIANT

APPLICATIONS

- X1, Y2 according to IEC 60384-14 (edition 4)
- Line-by-pass

DESIGN

The capacitors consist of ceramic disc both sides of which are silver plated. Connection leads are made of tinned copper having diameters of 0.6 mm.

The capacitors may be supplied with straight or kinked leads having a lead spacing of 5.0 mm or 7.5 mm.

Coating is made of blue colored flame retardant epoxy resin in accordance with UL 94 V-0.

CAPACITANCE RANGE

1.0 nF to 12 nF

TOLERANCE ON CAPACITANCE

± 20 %

RATED VOLTAGE

- X1: 440 V_{AC}, 50 Hz (IEC 60384-14)
 440 V_{AC}, 50 Hz / 60 Hz (US/UL/CSA 60384-14)
- Y2: 250 V_{AC}, 50 Hz (IEC 60384-14)
 250 V_{AC}, 50 Hz / 60 Hz (US/UL/CSA 60384-14)

TEST VOLTAGE

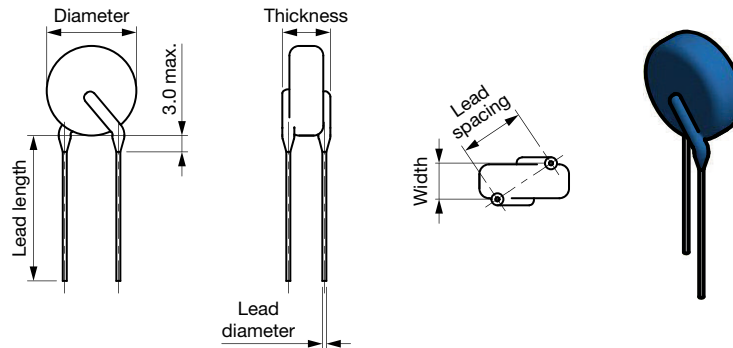
- 2500 V_{AC}, 50 Hz, 2 s Component test (100 %)
- 1500 V_{AC}, 50 Hz, 60 s Random sampling test (destructive)
- 2000 V_{AC}, 60 Hz, 60 s Voltage proof of coating (destructive)

INSULATION RESISTANCE AT 500 V_{DC}

≥ 6000 MΩ (60 s)

DISSIPATION FACTOR

Class 2: max. 2.5 % (1 kHz)

DIMENSIONS in millimeters

TECHNICAL DATA

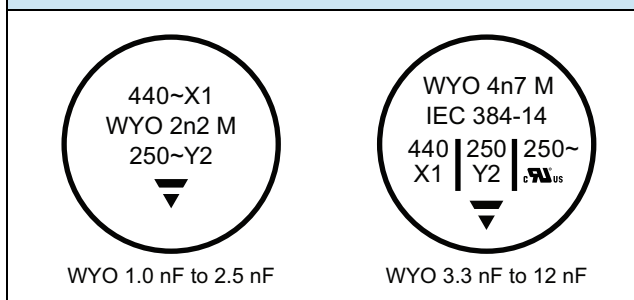
CAPACITANCE C (pF)	CAPACITANCE TOLERANCE	BODY DIAMETER D _{MAX.} (mm)	BODY THICKNESS S _{MAX.} (mm)	LEAD SPACING (1) F (mm)	LEAD DIAMETER (1) d (mm)	WIDTH (1) V (mm) ± 0.5 mm	PART NUMBER MISSING DIGITS SEE ORDERING CODE BELOW
Y5U (2E3)							
1000	± 20 %	6.5	4.5	5.0	0.6	1.4	WYO102#CM###KR
1500		8.0					WYO152#CM###KR
1800		8.0					WYO182#CM###KR
2200		9.0					WYO222#CM###KR
2500		9.0					WYO252#CM###KR
3300		11.0					WYO332#CM###KR
4700		12.5		WYO472#CM###KR			
5000		12.5		WYO502#CM###KR			
6800		17.0		WYO682#CM###KR			
8200		17.0		WYO822#CM###KR			
10 000		21.0		WYO103#CM###KR			
12 000		21.0		WYO123#CM###KR			

Note

(1) Standard lead configuration, other lead spacing and diameter available on request

ORDERING CODE

#	7 th digit	Capacitance tolerance	± 10 % = K, ± 20 % = M				
###	10 th to 12 th digit	Lead configuration	see "General Information"				
Example	WYO	103	M	CM	CF0	K	R
	Series	Capacitance value	Tolerance code	Voltage code	Lead configuration	Internal code	RoHS compliant

STANDARD EXAMPLE FOR MARKING

STANDARD EXAMPLE FOR LABEL PRINTING


APPROVALS

IEC 60384-14 (edition 4) - Safety tests

This approval together with CB test certificate substitutes all national approvals.

CB Certificate

Y2-capacitor: CB test certificate:	US-26154-UL	1 nF to 12 nF	250 V _{AC}
X1-capacitor: CB test certificate:	US-26154-UL	1 nF to 12 nF	440 V _{AC}



Minimum thickness of insulation: 0.4 mm

VDE

Y2-capacitor: VDE marks approval:	133769	1 nF to 12 nF	250 V _{AC}
X1-capacitor: VDE marks approval:	133769	1 nF to 12 nF	440 V _{AC}



DIN EN 60384-14 (VDE 0565-1-1):2014-04; EN 60384-14:2013-08; IEC 60384-14 (edition 4)

Minimum thickness of insulation: 0.4 mm

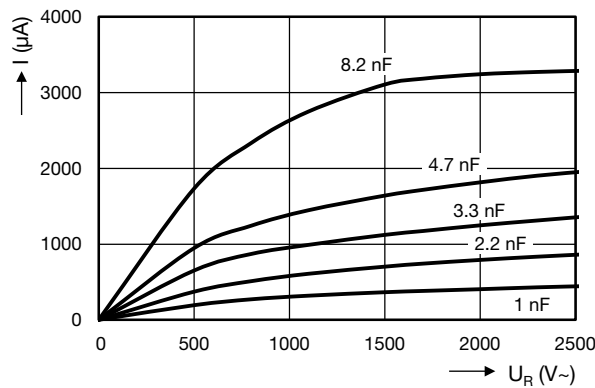
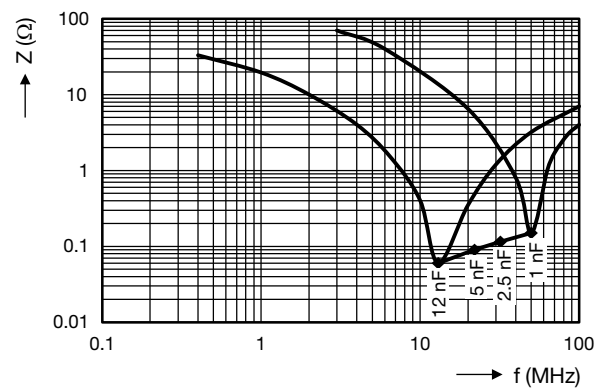
Underwriters Laboratories Inc. / Canadian Standards Association

Y2-capacitor: UL-test certificate:	E183844	1 nF to 12 nF	250 V _{AC}
X1-capacitor: UL-test certificate:	E183844	1 nF to 12 nF	440 V _{AC}


 UL 60384-14.2, CSA E60384-1:03 2nd edition, CSA E60384-14:14 3rd edition

Across-the-line, antenna-coupling and line-by-pass component

Minimum thickness of insulation: 0.4 mm

LEAKAGE CURRENT VS. VOLTAGE (typical)

IMPEDANCE VS. FREQUENCY (typical)

RELATED DOCUMENTS

General Information	www.vishay.com/doc?22001
CB Test Certificate	www.vishay.com/doc?22225
VDE Marks Approval	www.vishay.com/doc?22227
UL Test Certificate	www.vishay.com/doc?22226



Disclaimer

ALL PRODUCT, PRODUCT SPECIFICATIONS AND DATA ARE SUBJECT TO CHANGE WITHOUT NOTICE TO IMPROVE RELIABILITY, FUNCTION OR DESIGN OR OTHERWISE.

Vishay Intertechnology, Inc., its affiliates, agents, and employees, and all persons acting on its or their behalf (collectively, "Vishay"), disclaim any and all liability for any errors, inaccuracies or incompleteness contained in any datasheet or in any other disclosure relating to any product.

Vishay makes no warranty, representation or guarantee regarding the suitability of the products for any particular purpose or the continuing production of any product. To the maximum extent permitted by applicable law, Vishay disclaims (i) any and all liability arising out of the application or use of any product, (ii) any and all liability, including without limitation special, consequential or incidental damages, and (iii) any and all implied warranties, including warranties of fitness for particular purpose, non-infringement and merchantability.

Statements regarding the suitability of products for certain types of applications are based on Vishay's knowledge of typical requirements that are often placed on Vishay products in generic applications. Such statements are not binding statements about the suitability of products for a particular application. It is the customer's responsibility to validate that a particular product with the properties described in the product specification is suitable for use in a particular application. Parameters provided in datasheets and / or specifications may vary in different applications and performance may vary over time. All operating parameters, including typical parameters, must be validated for each customer application by the customer's technical experts. Product specifications do not expand or otherwise modify Vishay's terms and conditions of purchase, including but not limited to the warranty expressed therein.

Except as expressly indicated in writing, Vishay products are not designed for use in medical, life-saving, or life-sustaining applications or for any other application in which the failure of the Vishay product could result in personal injury or death. Customers using or selling Vishay products not expressly indicated for use in such applications do so at their own risk. Please contact authorized Vishay personnel to obtain written terms and conditions regarding products designed for such applications.

No license, express or implied, by estoppel or otherwise, to any intellectual property rights is granted by this document or by any conduct of Vishay. Product names and markings noted herein may be trademarks of their respective owners.

Mouser Electronics

Authorized Distributor

Click to View Pricing, Inventory, Delivery & Lifecycle Information:

Vishay:

[WYO123MCMCF0K](#) [WYO222MCMBLAK](#) [WYO472MCMCF0KR](#) [WYO472MCMCF0K](#) [WYO332MCMCRAK](#)
[WYO472MCMDF0K](#) [WYO222MCMBF0K](#) [WYO252MCMBRAK](#) [WYO222MCMCF0K](#) [WYO472MCMBF0KR](#)
[WYO103MCMCF0KR](#) [WYO332MCMCF0KR](#) [WYO332MCMCF0K](#) [WYO472MCMCRBK](#) [WYO472MCMCRAK](#)
[WYO222MCMBF0KR](#) [WYO103MCMCF0K](#) [WYO472MCMBF0K](#) [WYO682MCMCF0K](#) [WYO822MCMCF0K](#)
[WYO123MCMCF0KR](#) [WYO182MCMBF0KR](#) [WYO152MCMBF0KR](#) [WYO822MCMBF0K](#) [WYO332MCMCB0K](#)
[WYO472MCMNZ0K](#) [WYO682MCMBF0K](#) [WYO222MCMBRBK](#) [WYO222MCMBRAK](#) [WYO182MCMBF0K](#)
[WYO472MCMCRBK](#) [WYO102MCMBF0K](#) [WYO252MCMBF0K](#) [WYO152MCMBF0K](#) [WYO102MCMBRBK](#)
[WYO102MCMBRAK](#) [WYO222MCMBLBK](#) [WYO682MCMCRBK](#) [WYO102MCMRGCK](#) [WYO502MCMCRAK](#)
[WYO222MCMKAGK](#) [WYO502MCMCF0K](#) [WYO222MCMBF0K](#) [WYO102MCMBLAKR](#) [WYO102MCMBLBK](#)
[WYO472MCMBRBK](#) [WYO182MCMBLAK](#) [WYO472MCMKGGK](#) [WYO252MCMKAGK](#) [WYO502MCMCRAK](#)
[WYO822MCMCF0KR](#) [WYO102MCMBF0KR](#) [WYO252MCMBF0KR](#) [WYO332MCMBF0K](#) [WYO102MCMBRAKR](#)
[WYO472MCMCRAKR](#) [WYO502MCMCF0KR](#) [WYO123MCMBF0K](#) [WYO252MCMBRAKR](#) [WYO222MCMCRBK](#)
[WYO222MCMBRAKR](#) [WYO502MCMCLAKR](#) [WYO472MCMCRBK](#) [WYO332MCMCB0KR](#) [WYO332MCMCRAKR](#)
[WYO472MCMDF0KR](#) [WYO472MCMKGGK](#) [WYO682MCMCF0KR](#) [WYO102MCMQA0KR](#) [WYO682MCMCRBK](#)
[WYO182MCMBLAKR](#) [WYO222MCMCF0KR](#) [WYO332MCMBF0KR](#) [WYO222MCMBLAKR](#) [WYO472MCMCRBK](#)
[WYO502MCMCRAKR](#) [WYO102MCMBLBK](#) [WYO252MCMKAGK](#) [WYO102MCMBRBK](#) [WYO102MCMRGCK](#)
[WYO222MCMBLBK](#) [WYO472MCMBRBK](#)