

SMCE-2016

FEATURES

- Surface mount ceramic enclosures
- High reliability seam welded package
- Ultra-light weight and ultra-miniature size
- Conforms to AEC-Q200 (Optional)
- Wide frequency range
- RoHS Compliant and Pb Free

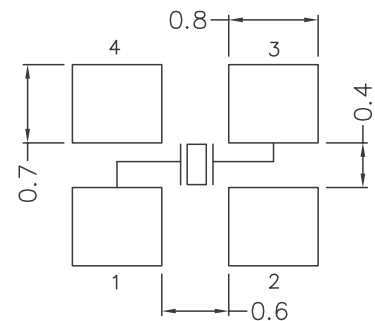
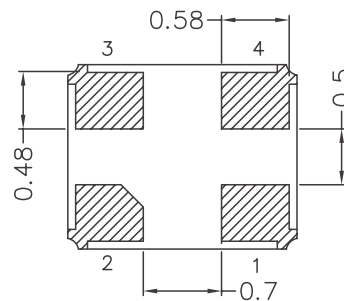
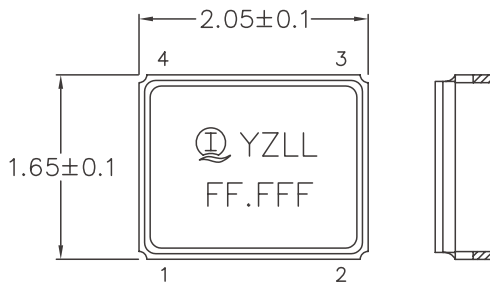


Electrical Specifications		
Parameters	Symbol	Specifications
Nominal Frequency Range 标称频率范围	f_0	16.0MHz ~ 96.0MHz
Frequency Tolerance, Ta=25°C ± 3°C 常温频率偏差	$\Delta f/f$	±10ppm, ±20ppm
Load Capacitance 负载电容	C_L	10pF or specify
Frequency Tolerance over Operating Temperature Range 频率温度特性	$\Delta f/f$	±10ppm, ±20ppm, ±50ppm or specify
Operating Temperature Range 工作温度	T_{OPR}	-20°C ~ +70°C, -40°C ~ +85°C, -40°C ~ +125°C or specify
Storage Temperature Range 储存温度	T_{STG}	-55°C ~ +125°C
Drive Level 激励功率	DL	50µW Typ.
Shunt Capacitance 静态电容	C_0	2pF Max.
Insulation Resistance 绝缘电阻	IR	500MΩ Min.
Aging 老化率	Δf_A	±3ppm/Year Max.

Equivalent Series Resistance (ESR) 串联谐振阻抗				
Frequency Range	$16 < f_0 \leq 20$	$20 < f_0 \leq 24$	$24 < f_0 \leq 32$	$32 < f_0 \leq 60$
ESR	200Ω Max.	150Ω Max.	100Ω Max.	80Ω Max.

Please consult our sales representatives for other specifications. 如对其他规格查询, 请与我司销售人员联系。

Dimensions



DIMENSION (mm)

SOLDERING PATTERN (mm)



All specifications are subject to change without prior notice. 本公司保留修改规格的权利。