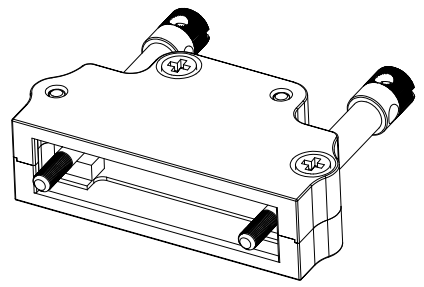


**DESCRIPTION: 25P DIE CAST MICRO-D BACKSHELL**

**SPECIFICATIONS:**

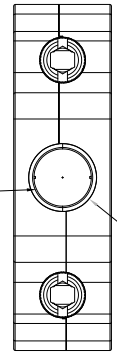
**MATERIALS:**  
 BACKSHELL: ZAMAK 5, NO PLATING  
 JACK SCREW: NICKEL PLATED STEEL  
 HOUSING SCREW: NICKEL PLATED STEEL  
 GROMMET: ABS UL94 V-0, BLACK

**ENVIRONMENT:**  
 OPERATING TEMPERATURE: -40°C TO +85°C (WITH GROMMETS)  
 -40°C TO +125°C (WITHOUT GROMMETS)



THE DIAMETER OF THE WIRE CORRESPONDING TO GROMMET TREE Ø

0.144	[3.65]
0.183	[4.65]
0.222	[5.65]
0.242	[6.15]

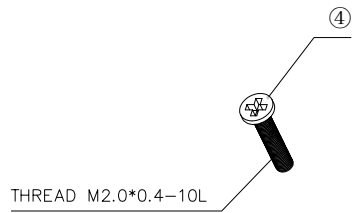
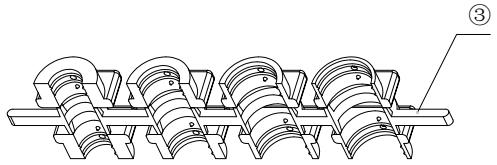
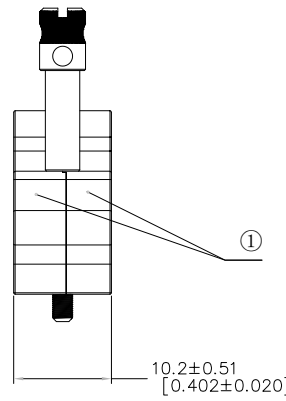
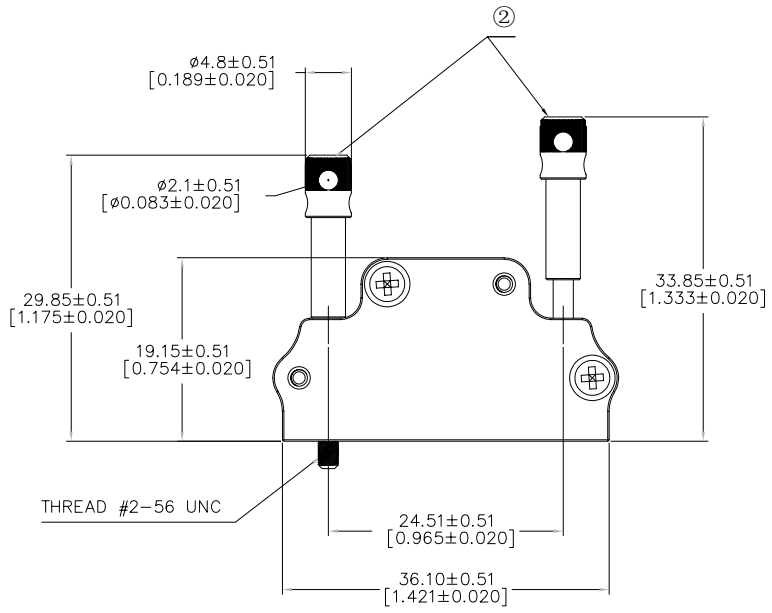


Ø7.10±0.25  
 [Ø0.280±.0098]  
 Diameter of cable exit without grommets

**BACKSHELL KIT INCLUDES:**

- (2X) BACKSHELL ①
- (2X) JACK SCREW ②
- (1X) GROMMET TREE ③
- (4X) HOUSING SCREW ④

**INTENDED TO BE USED WITH NORCOMP 580-M SERIES CONENCTORS**



**ALSO COMPATIBLE WITH COMPETITOR CONNECTOR SERIES BELOW:**  
 Glenair MWDM Series  
 Cannon MDM Series  
 TE MCKS Series  
 Cinch Dura-Con Series  
 Omnetics Micro D Connectors  
 MILNEC MDS1 Series  
 Airborn MM Series

**RoHS COMPLIANT**

UNITS = mm [inch]

**DO NOT SCALE FROM DRAWING**



THESE DRAWINGS AND SPECIFICATIONS ARE THE PROPERTY OF NorComp AND SHALL NOT BE REPRODUCED, COPIED OR USED AS THE BASIS FOR THE MANUFACTURE OR SALE OF APPARATUS WITHOUT WRITTEN PERMISSION.

DRAWN: J. KADEL  
 DATE: 06/10/2024

**NorComp**

SCALE: NTS	SHEET 1 OF 1	REV 3
DWG NO. 966-025-030R121		