

1-215570-4 ✓ ACTIVE

Micro-MaTch | Micro-MaTch Industrial

TE Internal #: 1-215570-4

PCB Mount Paddleboard Connector, Vertical, Cable-to-Board, 14 Position, 1.27 mm [.05 in] Centerline, Ribbon Cable, Micro-MaTch Industrial

[View on TE.com >](#)



Connectors > PCB Connectors > Board-In Connectors > Paddle Board Connector



PCB Connector Assembly Type: **PCB Mount Paddleboard Connector**

PCB Mount Orientation: **Vertical**

Connector System: **Cable-to-Board**

Number of Positions: **14**

Centerline (Pitch): **1.27 mm [.05 in]**

[All Paddle Board Connector \(20\)](#)

Features

Product Type Features

| | |
|-----------------------------------|-------------------------------------|
| PCB Connector Assembly Type | PCB Mount Paddleboard Connector |
| Connector System | Cable-to-Board |
| Connector & Contact Terminates To | Printed Circuit Board, Wire & Cable |

Configuration Features

| | |
|-----------------------------------|--------------|
| Wire Entry Location | Top |
| PCB Mount Orientation | Vertical |
| Number of Positions | 14 |
| Compatible With Wire & Cable Type | Ribbon Cable |
| Number of Rows | 2 |

Electrical Characteristics

| | |
|-----------------------|---------|
| Insulation Resistance | 1000 MΩ |
| Operating Voltage | 100 VAC |

Body Features

| | |
|-----------------------|-----|
| Primary Product Color | Red |
|-----------------------|-----|

Contact Features

| | |
|---|-------------------------------|
| PCB Contact Termination Area Plating Material Thickness | 3 – 5 μm[118.11 – 196.85 μin] |
|---|-------------------------------|

| | |
|---|---|
| Wire Contact Termination Area Plating Thickness | 1 μm [39.37 μin] |
|---|---|

| | |
|---|-------|
| Wire Contact Termination Area Plating Material Finish | Matte |
|---|-------|

| | |
|--|-----|
| Wire Contact Termination Area Plating Material | Tin |
|--|-----|

| | |
|--|-------|
| PCB Contact Termination Area Plating Material Finish | Matte |
|--|-------|

| | |
|-------------------------------|--------|
| Contact Underplating Material | Nickel |
|-------------------------------|--------|

| | |
|---|-----|
| PCB Contact Termination Area Plating Material | Tin |
|---|-----|

| | |
|-----------------------|-----------------|
| Contact Base Material | Phosphor Bronze |
|-----------------------|-----------------|

| | |
|------------------------------|-------|
| Contact Current Rating (Max) | 1.5 A |
|------------------------------|-------|

Termination Features

| | |
|---|---------------|
| Rectangular Termination Post & Tail Thickness | .5 mm[.02 in] |
|---|---------------|

| | |
|---|----------------|
| Rectangular Termination Post & Tail Width | .4 mm[.015 in] |
|---|----------------|

| | |
|--------------------------------|-----------------|
| Termination Post & Tail Length | 3.2 mm[.125 in] |
|--------------------------------|-----------------|

| | |
|---------------------------|-----------------------|
| Termination Method to PCB | Through Hole - Solder |
|---------------------------|-----------------------|

Mechanical Attachment

| | |
|--------------------------|---------------------|
| PCB Mount Retention Type | Kinked Solder Tails |
|--------------------------|---------------------|

| | |
|---------------------|------|
| PCB Mount Alignment | With |
|---------------------|------|

| | |
|---------------------|------|
| PCB Mount Retention | With |
|---------------------|------|

Housing Features

| | |
|--------------------|-----------------|
| Centerline (Pitch) | 1.27 mm[.05 in] |
|--------------------|-----------------|

| | |
|------------------|--------|
| Housing Material | PBT GF |
|------------------|--------|

Dimensions

| | |
|------------------|------------------|
| Connector Length | 21.3 mm[.838 in] |
|------------------|------------------|

| | |
|------------------|---------------|
| Connector Height | 5.1 mm[.2 in] |
|------------------|---------------|

| | |
|--------------------|---------------|
| Row-to-Row Spacing | 2 mm[.059 in] |
|--------------------|---------------|

| | |
|--------------------------------------|---------------------------|
| Compatible Insulation Diameter Range | .8 – 1 mm[.035 – .039 in] |
|--------------------------------------|---------------------------|

| | |
|-----------|---------------------------|
| Wire Size | .08 – .09 mm ² |
|-----------|---------------------------|

Usage Conditions

| | |
|-----------------------------|----------------------------|
| Operating Temperature Range | -40 – 105 °C[-40 – 221 °F] |
|-----------------------------|----------------------------|

Operation/Application

| | |
|------------------------|----------------|
| Solder Process Feature | Board Standoff |
|------------------------|----------------|

| | |
|---------------------|--------|
| Circuit Application | Signal |
|---------------------|--------|

Industry Standards



| | |
|---|-----------|
| Compatible With Approved Standards Products | UL E28476 |
|---|-----------|

| | |
|------------------------|----------|
| UL Flammability Rating | UL 94V-0 |
|------------------------|----------|

Packaging Features

| | |
|--------------------|------|
| Packaging Quantity | 2500 |
|--------------------|------|

| | |
|------------------|------|
| Packaging Method | Reel |
|------------------|------|

Product Compliance

[For compliance documentation, visit the product page on TE.com>](#)

| | |
|------------------------------|-----------|
| EU RoHS Directive 2011/65/EU | Compliant |
|------------------------------|-----------|

| | |
|-----------------------------|-----------|
| EU ELV Directive 2000/53/EC | Compliant |
|-----------------------------|-----------|

| | |
|---|---|
| China RoHS 2 Directive MIIT Order No 32, 2016 | No Restricted Materials Above Threshold |
|---|---|

| | |
|--|---|
| EU REACH Regulation (EC) No. 1907/2006 | Current ECHA Candidate List: JUNE 2024 (241) Candidate List Declared Against: JUNE 2024 (241) Does not contain REACH SVHC |
|--|---|

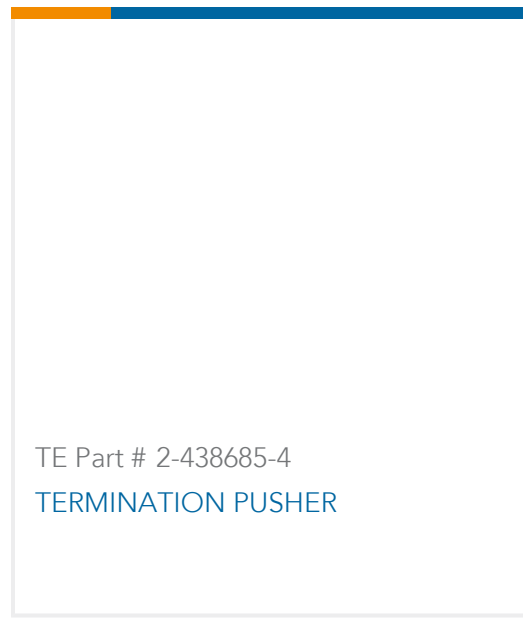
| | |
|-----------------|--|
| Halogen Content | Not Low Halogen - contains Br or Cl > 900 ppm. |
|-----------------|--|

| | |
|---------------------------|------------------------------|
| Solder Process Capability | Wave solder capable to 265°C |
|---------------------------|------------------------------|


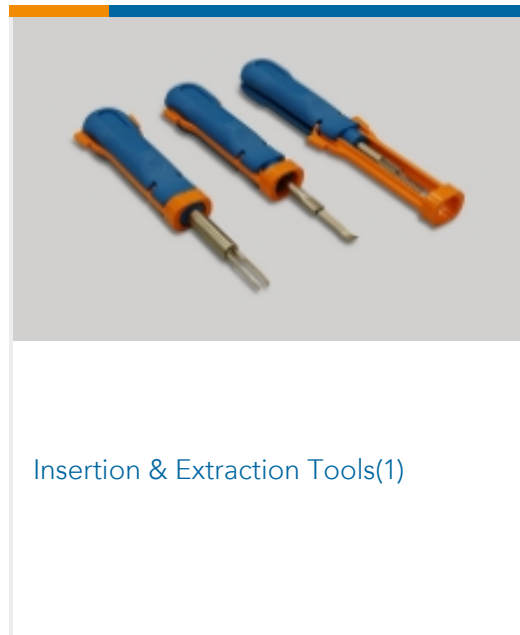


Product Compliance Disclaimer

This information is provided based on reasonable inquiry of our suppliers and represents our current actual knowledge based on the information they provided. This information is subject to change. The part numbers that TE has identified as EU RoHS compliant have a maximum concentration of 0.1% by weight in homogenous materials for lead, hexavalent chromium, mercury, PBB, PBDE, DBP, BBP, DEHP, DIBP, and 0.01% for cadmium, or qualify for an exemption to these limits as defined in the Annexes of Directive 2011/65/EU (RoHS2). Finished electrical and electronic equipment products will be CE marked as required by Directive 2011/65/EU. Components may not be CE marked. Additionally, the part numbers that TE has identified as EU ELV compliant have a maximum concentration of 0.1% by weight in homogenous materials for lead, hexavalent chromium, and mercury, and 0.01% for cadmium, or qualify for an exemption to these limits as defined in the Annexes of Directive 2000/53/EC (ELV). Regarding the REACH Regulation, the information TE provides on SVHC in articles for this part number is based on the latest European Chemicals Agency (ECHA) 'Guidance on requirements for substances in articles' posted at this URL: <https://echa.europa.eu/guidance-documents/guidance-on-reach>

Compatible Parts

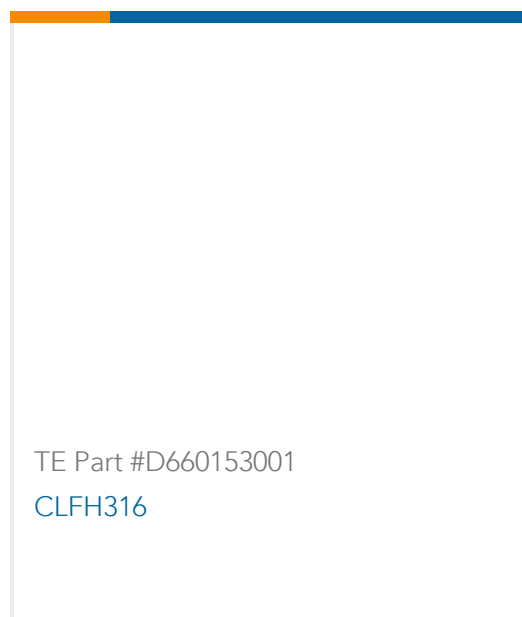


Also in the Series | Micro-MaTch Industrial



Customers Also Bought





Documents

Product Drawings

[MICRO-MATCH PBC.14P](#)

English

CAD Files

[3D PDF](#)

3D

Customer View Model

[ENG_CVM_CVM_1-215570-4_S.2d_dxf.zip](#)

English

Customer View Model

[ENG_CVM_CVM_1-215570-4_S.3d_igs.zip](#)

English

Customer View Model

[ENG_CVM_CVM_1-215570-4_S.3d_stp.zip](#)

English

By downloading the CAD file I accept and agree to the [Terms and Conditions](#) of use.

Datasheets & Catalog Pages

[Micro-MaTch Catalog](#)

English

[Ribbon Cable Interconnect Solutions](#)

English

[Centerline Micro-Match Connector Series](#)

English

Product Specifications

[Application Specification](#)

English

[micro match miniature connector system](#)

English