





MUR1620CT/FCT/DC/CS/D


ULTRAFAST RECOVERY RECTIFIERS



TO-220AB/CT




TO-220F/FCT




TO-263/DC



TO-252/CS



TO-251/D



FEATURES

- High speed switching capability
- High current capability
- High forward surge capability
- Low power losses, High efficiency
- High reliability
- For use in low voltage, high frequency inverters



RoHS
COMPLIANT

APPLICATIONS

Fast recovery diode, mainly used for rectification, used in high-power equipment, The express and ultrafast recovery diodes are suitable for high frequency and ultra high frequency circuits, respectively

Primary Characteristic

I_O	2*8A
V_{RRM}	200V
I_{FSM}	160A
V_F	0.81V
$T_{j,max}$	150°C
Assembly code	BB

MECHANICAL DATA

- **Case:** Molded plastic
- **Polarity:** As marked
- **Mounting Position:** Any
- **Molded Plastic:** UL Flammability Classification Rating 94V-0
- Lead free in compliance with EU RoHS 2011/65/EU directive
- Solder bath temperature 275°C maximum, 10s per JESD 22-B106

Maximum Ratings (Per Leg) at $T_a=25^\circ\text{C}$ unless otherwise specified

Characteristics	Symbol	Value	Unit
Maximum Repetitive Peak Reverse Voltage	V_{RRM}	200	V
Working Peak Reverse Voltage	V_{RWM}	200	V
Maximum DC Blocking Voltage	V_{DC}	200	V
Maximum Average Forward Rectified Current	I_O	Per Leg	8
		Total	16
Peak Forward Surge Current, 8.3 ms Single Half Sine-wave Superimposed on Rated Load (JEDEC method)	I_{FSM}	160	A
Operating Temperature Range	T_J	150	°C
Storage Temperature Range	T_{STG}	-40 to +150	°C
Typical Thermal Resistance (Note1)	$R_{\theta,JC}$	TO-220AB, TO-263	2
		TO-220F	4

Note1: Thermal resistance from Junction to case per leg mounted on heatsink.

Electrical Characteristics (Per Leg) unless otherwise specified

Characteristics	Symbol	Value	Unit
Forward Voltage Drop (Note2)	V_F	Typ.	Max.
		at $I_F=2A$	at $I_F=2A$
		0.79	-
		0.66	-
		0.83	-
		0.69	-
		0.93	0.97
		0.81	-
Maximum Reverse Current at $V_R=200V$	I_R	TA=25°C	1
		TA=125°C	5
		0.05	1
		5	-
Maximum Reverse Recovery Time at $I_F=0.5A, I_R=1A,$	T_{rr}	-	35
			ns

Note2: Pulse test: 300 μ s pulse width, 1 % duty cycle



RATINGS AND CHARACTERISTIC CURVES

FIG.1 MAXIMUM FORWARD CURRENT DERATING CURVE

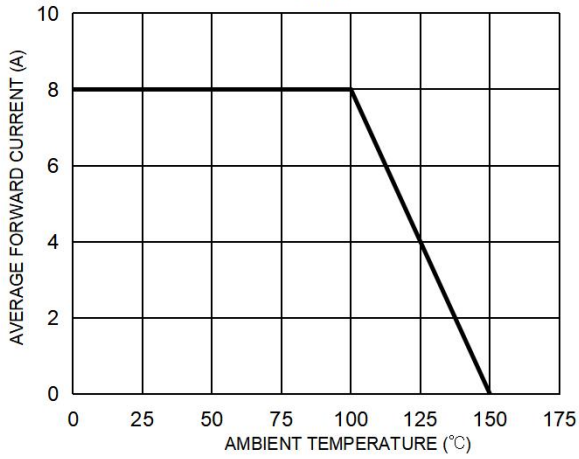


FIG. 2 MAXIMUM NON-REPETITIVE FORWARD SURGE CURRENT PER LEG

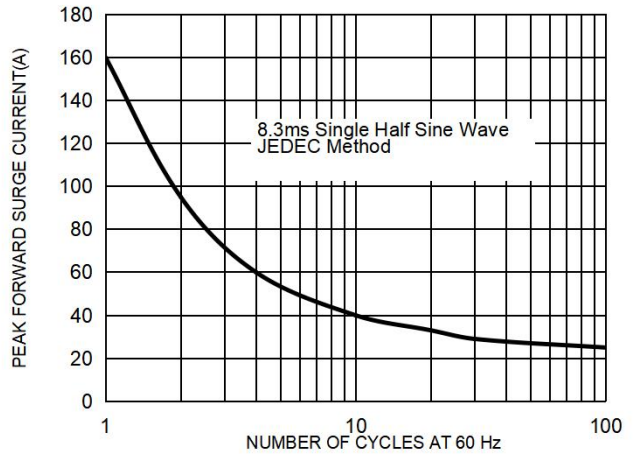


FIG. 3 TYPICAL FORWARD CHARACTERISTICS PER LEG

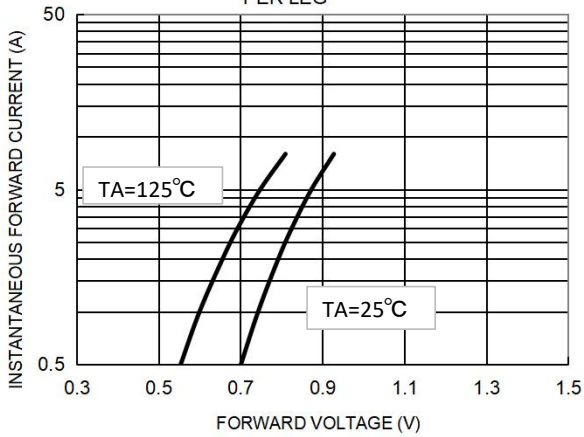
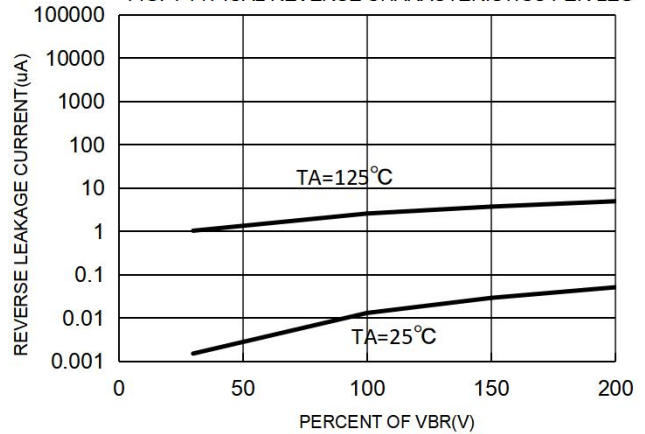


FIG. 4 TYPICAL REVERSE CHARACTERISTICS PER LEG

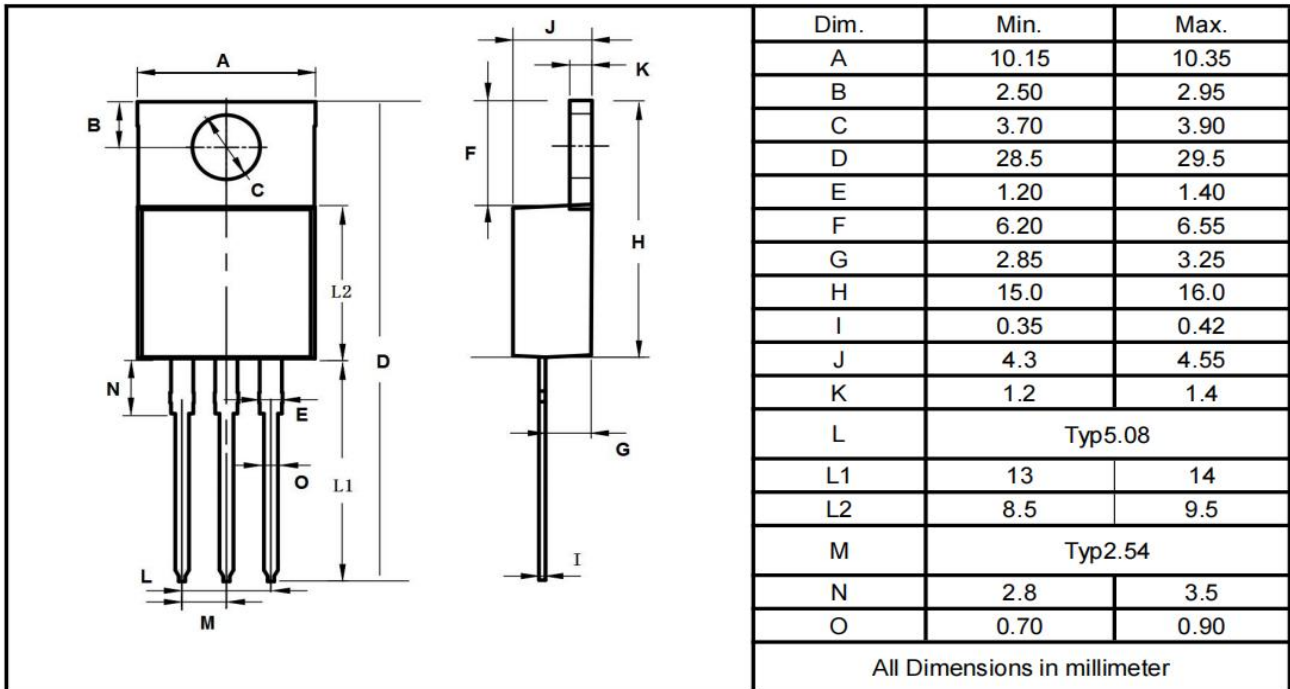




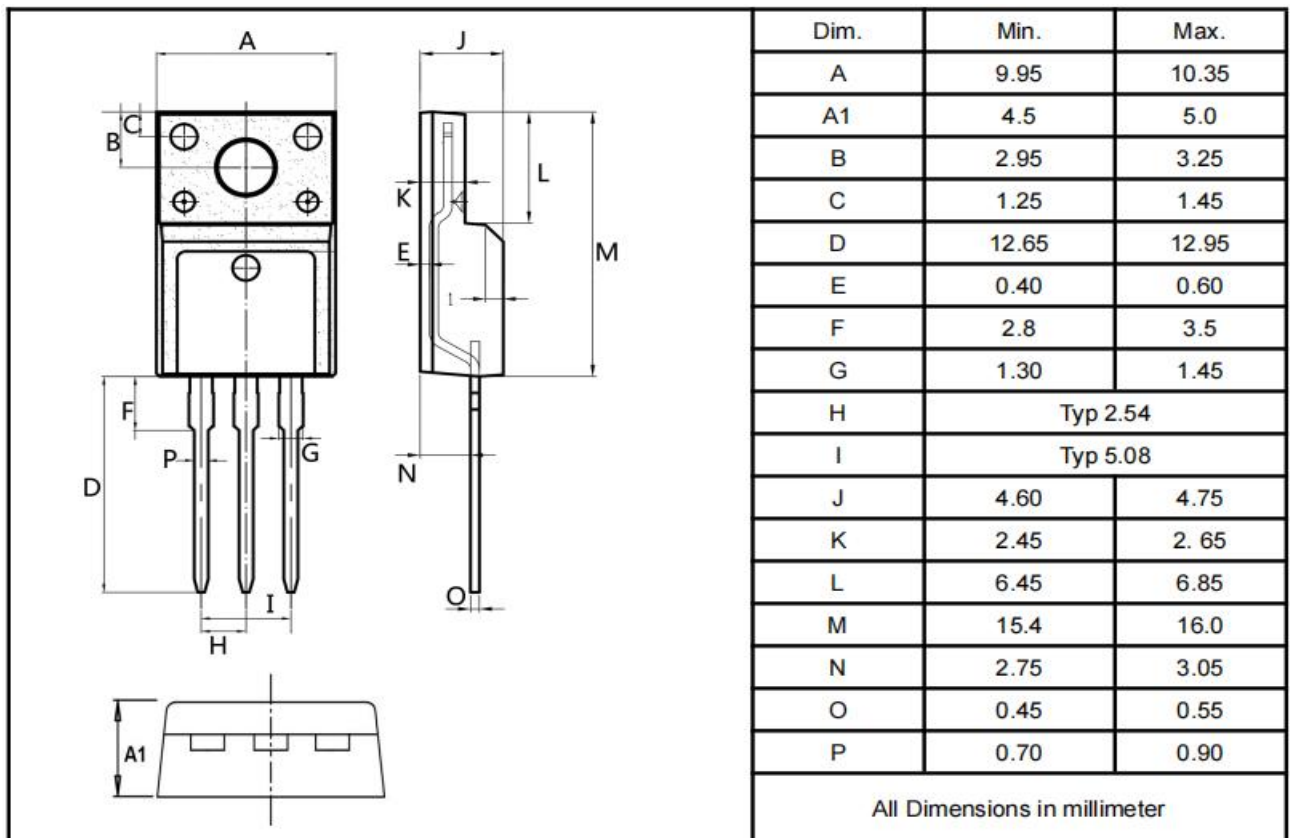
MUR1620CT/FCT/DC/CS/D

Package Outline Dimensions millimeters

TO-220AB



TO-220F

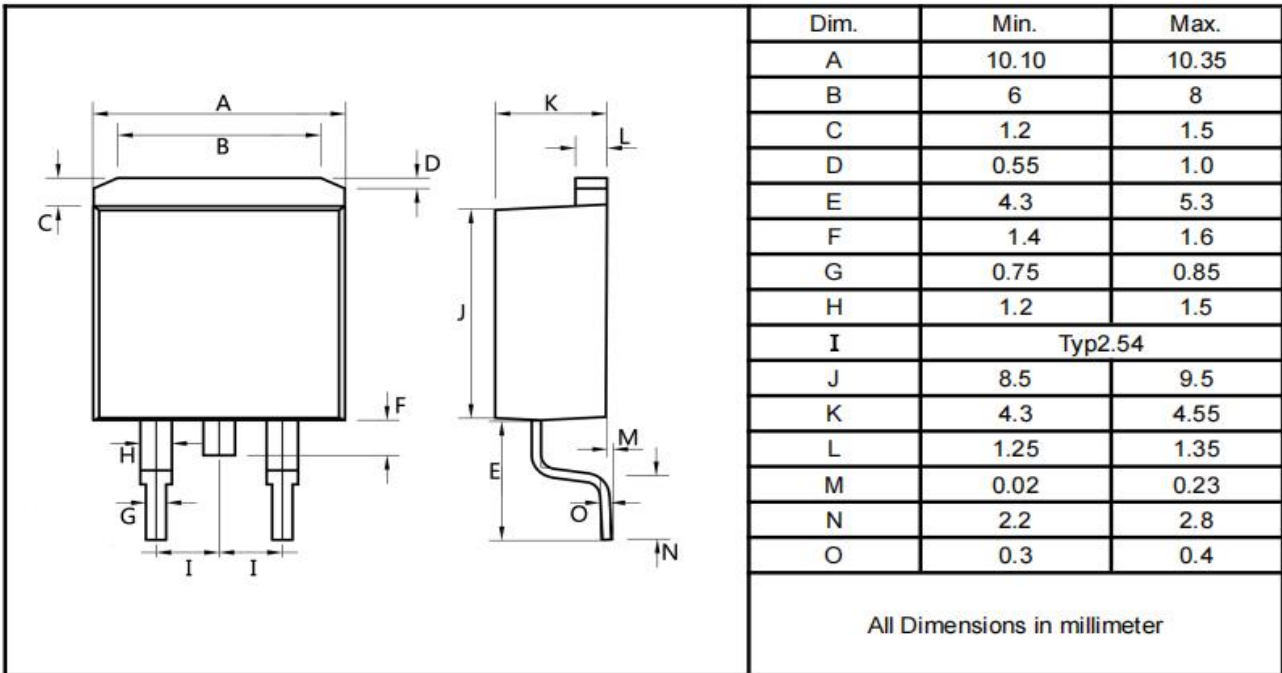




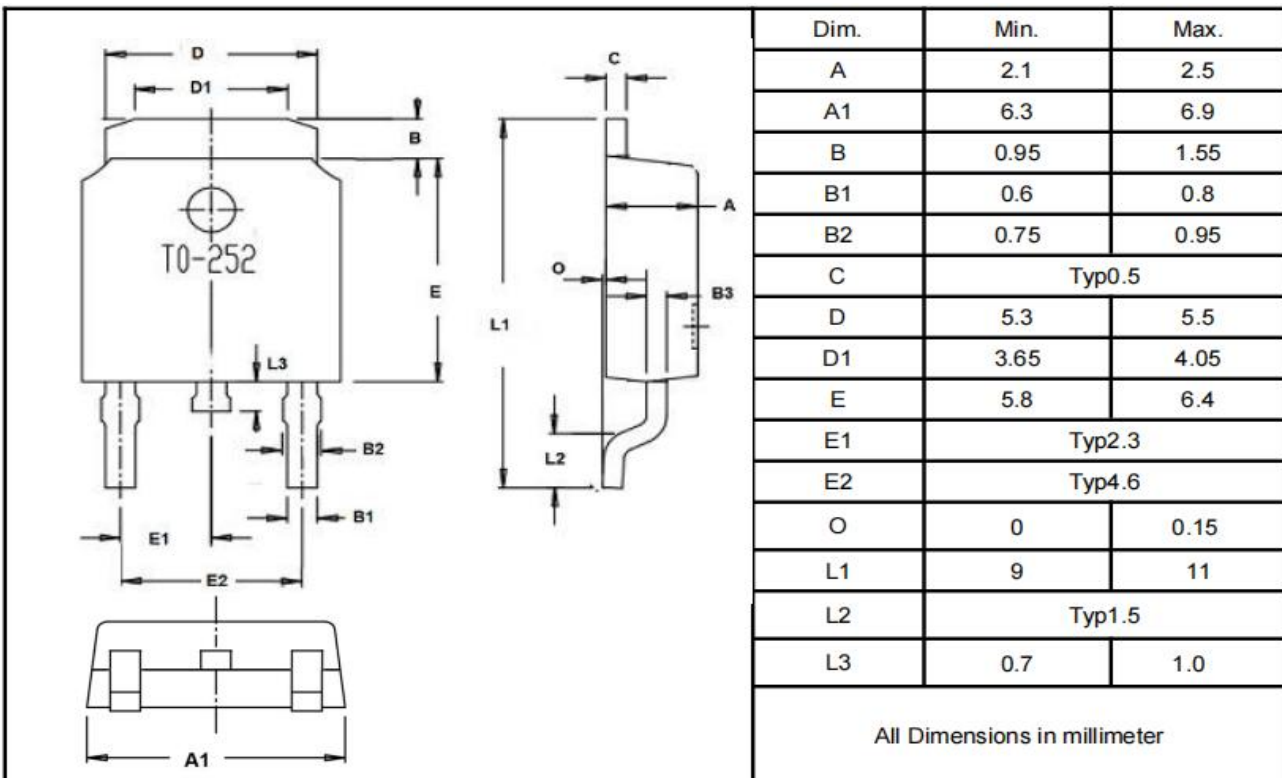
MUR1620CT/FCT/DC/CS/D

Package Outline Dimensions millimeters

T0-263



T0-252

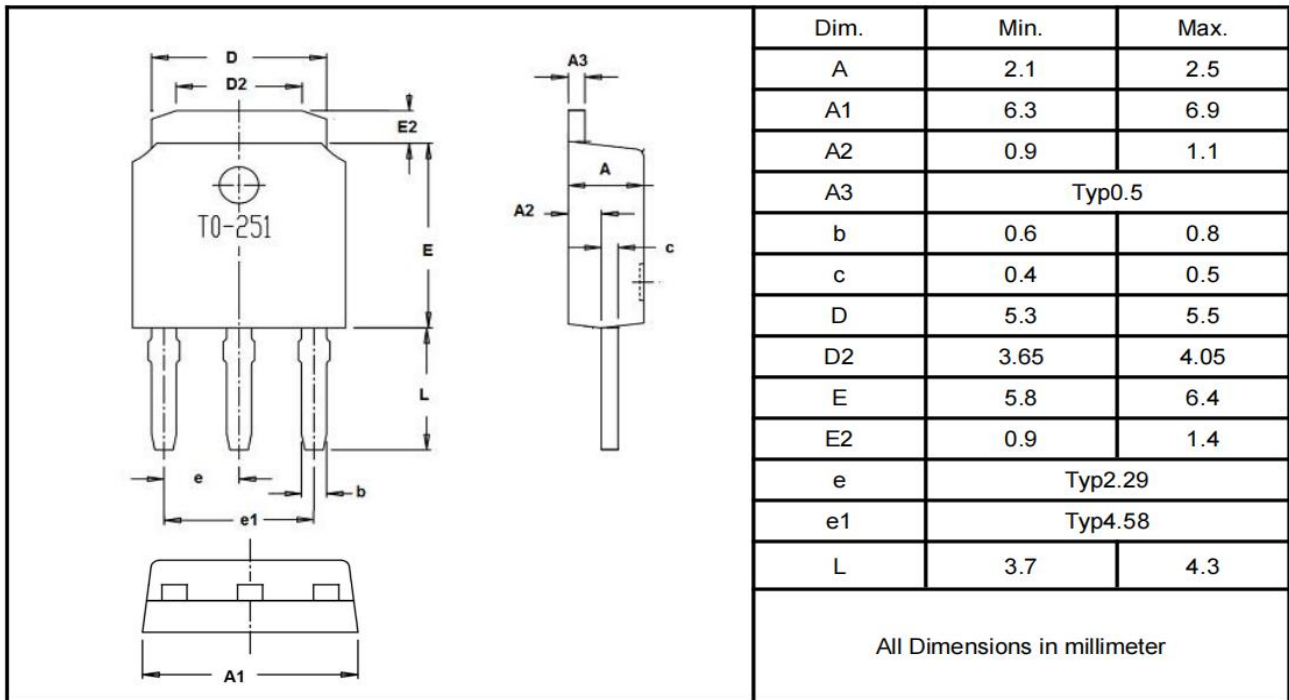




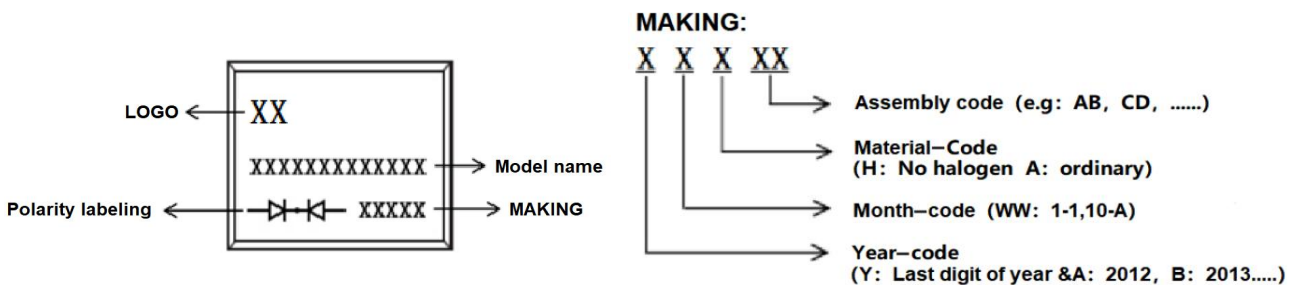
MUR1620CT/FCT/DC/CS/D

Package Outline Dimensions millimeters

TO-251



Marking on the body















Ordering information

Part Number	Package	Unit Weight	Base Quantity	Delivery mode
MUR1620CT	TO-220AB	0.07oz(1.96g)	50 pcs / tube	1000pcs/box 5000pcs/carton
MUR1620FCT	TO-220F	0.06oz(1.74g)	50 pcs / tube	1000pcs/box 5000pcs/carton
MUR1620DC	TO-263	0.04oz(1.16g)	50 pcs / tube	1000pcs/box 5000pcs/carton
MUR1620DC-R	TO-263	0.04oz(1.16g)	800 pcs / reel	1600pcs/box 8000pcs/carton
MUR1620CS	TO-252	0.011oz(0.32g)	2500 pcs / reel	5000pcs/box 25000pcs/carton
MUR1620D	TO-251	0.011oz(0.32g)	80 pcs / tube	4000pcs/box 24000pcs/carton

Note: For Halogen Free molding compound, add "H" suffix to part number above.



packing instruction

PKG	最小包装	内盒	外箱
TO-220AB TO-220F TO-263			
	50pcs/管	1000pcs/盒	5000pcs/箱
TO-263-R			
	800pcs/盘	1600pcs/盒	8000pcs/箱
TO-252			
	2500pcs/盘	5000pcs/盘	25000pcs/箱
TO-251			
	80pcs/管	4000pcs/盒	24000pvs/箱

Notice

1. All product, product specifications and data are subject to change without notice to improve. The right to explain is owned by LINGXUN electronics company.

2. Confirm that operation temperature is within the specified range described in the product specification. Avoid applying power exceeding normal rated power;

exceeding the power rating under steady-state loading condition may negatively affect product performance and reliability.

3. LINGXUN electronics shall not be in any way responsible or liable for failure induced under deviant condition from what is defined in this document.